

4

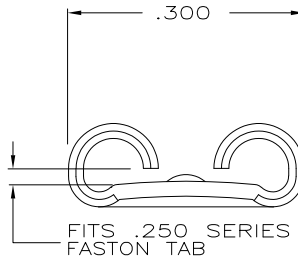
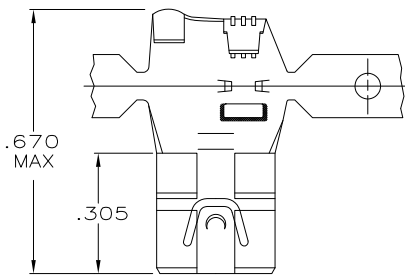
3

2

1

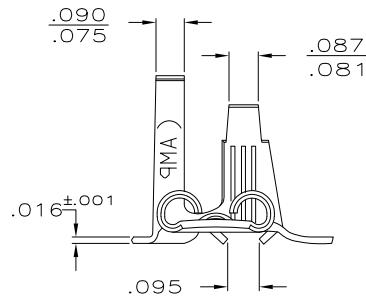
THIS DRAWING IS UNPUBLISHED. RELEASED FOR PUBLICATION
 © COPYRIGHT - By - ALL RIGHTS RESERVED.

LOC	DIST	REVISIONS			
P	LTR	DESCRIPTION	DATE	DWN	APVD
	N2	REVISED PER ECO-11-004917	11MAR11	RK	HMR



VIEW A-A

- 1- CONTINUOUS STRIP ON REELS.
- 2- STRESS RELIEVE THIS PART
- 3- THIS PART MUST MATE TO A TAB WITH A HOLE, NOT A DIMPLE.



		.110-.210	18-12	.032	63445-5
		.000080 MIN TIN	18-12	.032	63445-4
OBSOLETE	SILVER	.110-.210	18-12	.032	63445-3
		.000080 MIN TIN	18-12	.032	63445-2
		.110-.210	18-12	.032	63445-1
FINISH		INSULATION RANGE	WIRE SIZE	MATING TAB THK ±.001	PART NO

THIS DRAWING IS A CONTROLLED DOCUMENT.		DWN	JR RUTH	7/10/86	TE TE Connectivity	
DIMENSIONS: INCHES		CHK	G YETTER	7/11/86		
TOLERANCES UNLESS OTHERWISE SPECIFIED:		APVD	C MEYERS	7/11/86	NAME	
0 PLC ± -		PRODUCT SPEC		.250 SERIES FLAG FASTON RECEPTACLE		
1 PLC ± -		APPLICATION SPEC		-		
2 PLC ± -		SIZE	A3	CAGE CODE	00779	DRAWING NO
3 PLC ± .010		WEIGHT	-	RESTRICTED TO	-	
4 PLC ± -		CUSTOMER DRAWING		SCALE	4:1	SHEET
ANGLES ± -		MATERIAL		1	OF	1
		4M BRASS		REV	N2	