

4

3

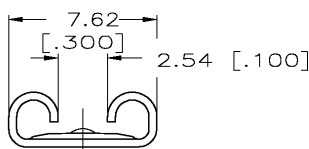
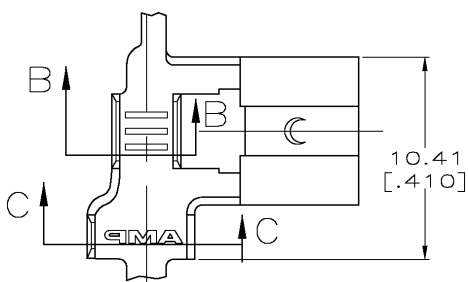
2

1

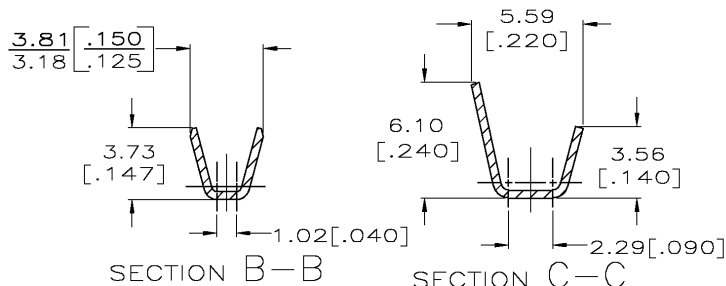
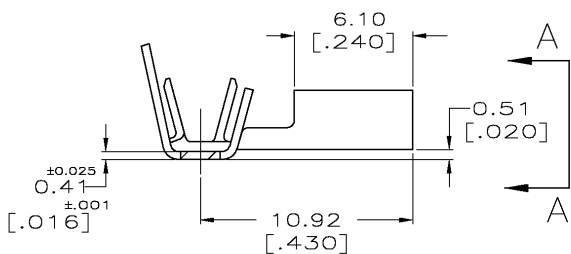
THIS DRAWING IS UNPUBLISHED. RELEASED FOR PUBLICATION
 © COPYRIGHT - BY TYCO ELECTRONICS CORPORATION. ALL RIGHTS RESERVED.

LOC	DIST	REVISIONS				
P	LTR	DESCRIPTION	DATE	DWN	APVD	
AF	50	L	REV PER OG3A-0896-04	11NOV04	JR PD	

- 1 CONTINUOUS STRIP ON REELS.
 - 2 WIRE SIZE IS 0.6-2.0mm [18-14] AWG.
 - 3 INSULATION RANGE IS 2.79-4.06 [.110-.160] DIA.
 - 4 MATING TAB THK IS 0.81±0.025 [.032±.001].
- △ 5 SPECIAL PACKAGING QUANTITY



VIEW A-A



OBsolete	.000080 MIN TIN	△ 5	63012-3
	.000080 MIN TIN		63012-2
	-		63012-1
	PLATING		PART NO.

THIS DRAWING IS A CONTROLLED DOCUMENT.		DWN	JR RUTH	4/8/91	 Tyco Electronics Corporation Harrisburg, Pa 17105-3608
DIMENSIONS: MM [INCHES]		CHK	MS FEHER	4/8/91	
TOLERANCES UNLESS OTHERWISE SPECIFIED:		APVD	C MEYERS	4/8/91	
0 PLC	± -	PRODUCT SPEC		NAME	RECEPTACLE, FASTON, FLAG, 6.35 [.250] SERIES
1 PLC	± -	APPLICATION SPEC		SIZE	A3
2 PLC	± -	MATERIAL		CAGE CODE	00779
3 PLC	± 0.38 [015]	FINISH		DRAWING NO	C-63012
4 PLC	± -	MATERIAL		RESTRICTED TO	-
ANGLES	± -	FINISH		SCALE	5:1
4M BRASS		SEE TABLE		CUSTOMER DRAWING	SHEET 1 OF 1
				REV	L