

4

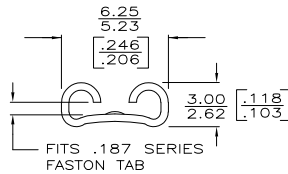
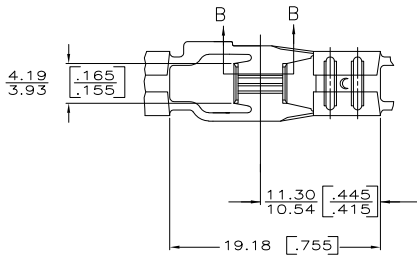
3

2

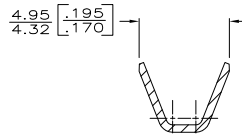
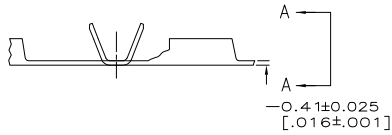
1

THIS DRAWING IS UNPUBLISHED. RELEASED FOR PUBLICATION
 © COPYRIGHT BY TYCO ELECTRONICS CORPORATION. ALL RIGHTS RESERVED.

LOC	DIST	REVISIONS			
P	LTR	DESCRIPTION	DATE	BY	APPD
AF	50	L1	REV PER EDR 06-017175	21JUL06	JR PD



VIEW A-A



SECTION B-B

- 1 DIMENSIONS IN BRACKETS ARE IN INCHES.
- 2 CONTINUOUS STRIP ON REELS.
- 3 MATING TAB THK TO BE 0.81±0.025 [.032±.001].
- 4 WIRE SIZE IS [#18-#14] AWG.
- △ INTERLEAVING PAPER REQUIRED.
- △ PRELIMINARY - NOT FOR PRODUCTION

PART NO	WIRE		WIRE WIDTH	BARREL CRIMP HEIGHT	CRIMP CRIMPER	ANVIL	TENSILE STRENGTH POUNDS
	QTY	SIZE AWG					
63317	1	14	.120	.071	F	FLAT	50
	1	16		.063			30
	1	18		.057			20

OBsolete	-	△ 63317-3
	TIN PLATED	63317-2
	-	63317-1
	FINISH	PART NO.

THIS DRAWING IS A CONTROLLED DOCUMENT.		DR. JR. RUTH 6/16/87	Tyco Electronics Corporation Harrisburg, PA 17105-3608
DIMENSIONS: M/M (INCHES)		OK. G. YETTER 6/16/87	
MATERIAL: 4M BRASS		APD. R. KUZO 6/16/87	RECEPTACLE, FASTON, FLAG, .187 SERIES
FINISH: SEE TABLE		APPLICATION SPEC: -	SIZE: A2
		HEIGHT: -	CAGE CODE: 00779
		CUSTOMER DRAWING	DRAWING NO: C-63317
			RESTRICTED TO: -
			SCALE: NTS
			SHEET: 1 of 1
			REV: L1

63317

A