

4

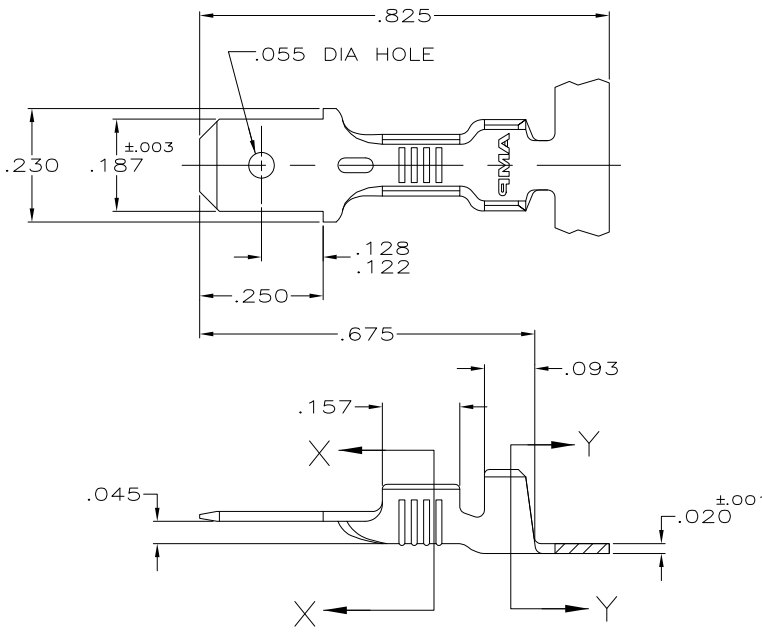
3

2

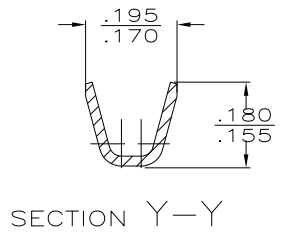
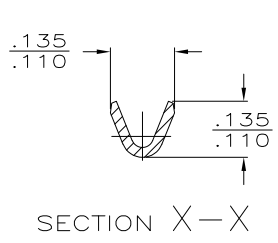
1

THIS DRAWING IS UNPUBLISHED. RELEASED FOR PUBLICATION
 © COPYRIGHT - By - ALL RIGHTS RESERVED.

| LOC | DIST | REVISIONS | | | |
|-----|------|-------------|---------------------------|---------|--------|
| P | LTR | DESCRIPTION | DATE | DWN | APVD |
| AF | 50 | L1 | REVISED PER ECO-11-004587 | 11MAR11 | RK HMR |



1. CONTINUOUS STRIP ON REELS.
2. REVERSE REELING.
3. FEED TO BE .440±.003.
4. PRELIMINARY - NOT FOR PRODUCTION



| | | | | | |
|---------------------------|---------------|------------------|-----------|---------|---------|
| .000150 MIN SILVER/ BRASS | .080-.120 DIA | 22-18 AWG | 4 | 42490-6 | 2 |
| .000150 MIN NICKEL/ STEEL | | | 4 | 42490-5 | |
| - | | | 2 | 42490-4 | |
| TIN / BRASS | | | 2 | 42490-3 | |
| OBSOLETE TIN / BRASS | | | | 42490-2 | |
| OBSOLETE | | | | 42490-1 | |
| FINISH / MATERIAL | | INSULATION RANGE | WIRE SIZE | | PART NO |

| | | | | | |
|----------------------------------------|-----------|------------------|-----------|--------------------------|---------------------|
| THIS DRAWING IS A CONTROLLED DOCUMENT. | | DWN | JR RUTH | 1/31/91 | TE Connectivity |
| DIMENSIONS: INCHES | | CHK | MS FEHER | 1/31/91 | |
| TOLERANCES UNLESS OTHERWISE SPECIFIED: | | APVD | C MEYERS | 1/31/91 | |
| 0 PLC | ± - | PRODUCT SPEC | | NAME | |
| 1 PLC | ± - | - | | TAB, FASTON, .187 SERIES | |
| 2 PLC | ± - | APPLICATION SPEC | | SIZE | |
| 3 PLC | ± .015 | - | | CAGE CODE | |
| 4 PLC | ± - | - | | DRAWING NO | |
| ANGLES | ± - | - | | RESTRICTED TO | |
| MATERIAL | SEE TABLE | FINISH | SEE TABLE | WEIGHT | - |
| MATERIAL | | FINISH | | SIZE | A3 |
| MATERIAL | | FINISH | | CAGE CODE | 00779 |
| MATERIAL | | FINISH | | DRAWING NO | 42490 |
| MATERIAL | | FINISH | | RESTRICTED TO | - |
| MATERIAL | | FINISH | | WEIGHT | - |
| MATERIAL | | FINISH | | CUSTOMER DRAWING | SCALE 5:1 |
| MATERIAL | | FINISH | | CUSTOMER DRAWING | SHEET 1 OF 1 |
| MATERIAL | | FINISH | | CUSTOMER DRAWING | REV L1 |