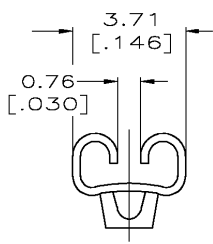
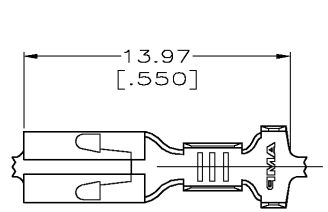


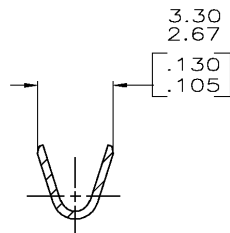
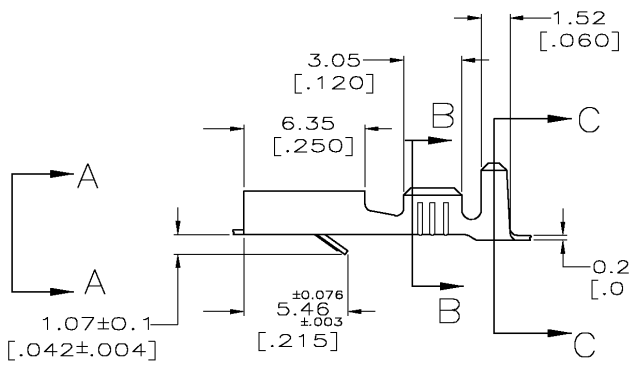
THIS DRAWING IS UNPUBLISHED. RELEASED FOR PUBLICATION  
 © COPYRIGHT BY TYCO ELECTRONICS CORPORATION. ALL RIGHTS RESERVED.

LOC	DIST	REVISIONS			
P	LTR	DESCRIPTION	DATE	DWN	APVD
AF	50	REV PER 0G3A-0062-03	24JAN03	JR	ND

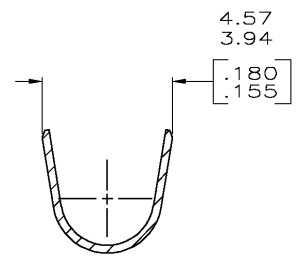


VIEW A-A  
SCALE 8:1

- 1 CONTINUOUS STRIP ON REELS.
  - 2 MATING TAB THK TO BE 0.81±0.025 [0.032±0.001].
  - 3 WIRE SIZE IS [#20-#16] AWG.
  - 4 INSULATION RANGE IS 2.03-3.05 [0.080-0.120] DIA.
  - 5 0.002032 [0.000080] MIN TIN.
  - 6 0.003810 [0.000150] MIN SILVER
- ⚠ PRELIMINARY - NOT FOR PRODUCTION



SECTION B-B  
SCALE 8:1



SECTION C-C  
SCALE 8:1

	H04 PRE-TIN BRASS	62572-6
	H04 BRASS - SILVER ⚠	⚠62572-5
OBSOLETE	H04 BRASS - TIN ⚠	62572-4
	T3 PHOS BRONZE - NONE	62572-2
	H04 BRASS - NONE	62572-1
	MATERIAL - FINISH	PART NO.

THIS DRAWING IS A CONTROLLED DOCUMENT.		DWN JR RUTH 13AUG99	Tyco Electronics Corporation Harrisburg, PA 17105	
DIMENSIONS: MM		CHK MS FEHER 13AUG99	RECEPTACLE, FASTIN-FASTON, 2.79 [0.110] SERIES	
TOLERANCES UNLESS OTHERWISE SPECIFIED:		APVD J GILLESPIE 13AUG99	SIZE A3	CAGE CODE 00779
0 PLC ±-		NAME 114-2065	DRAWING NO C=62572	RESTRICTED TO
1 PLC ±-		WEIGHT		
2 PLC ±0.38 [015]				
3 PLC ±-				
4 PLC ±-				
ANGLES ±-				
MATERIAL SEE TABLE	FINISH SEE TABLE	CUSTOMER DRAWING		SCALE 5:1 SHEET 1 OF 1 REV N