

4

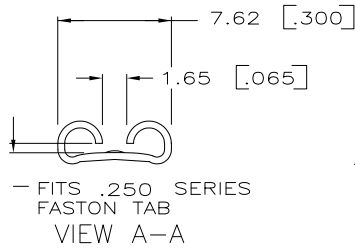
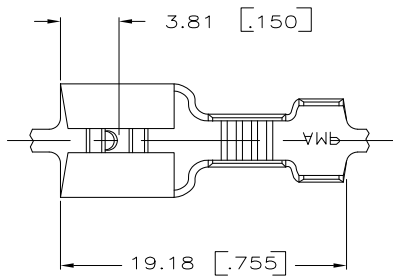
3

2

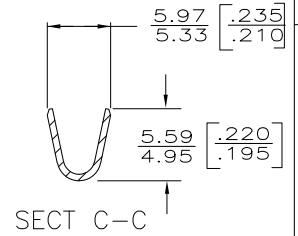
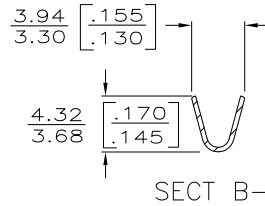
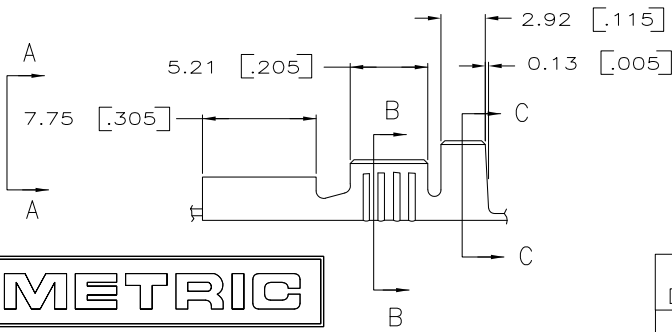
1

THIS DRAWING IS UNPUBLISHED. RELEASED FOR PUBLICATION
 © COPYRIGHT - By - ALL RIGHTS RESERVED.

LOC		DIST		REVISIONS					
AF		50		P	LTR	DESCRIPTION	DATE	DWN	APVD
				U1		REVISED PER ECO-11-004820	11MAR11	RK	HMR



1- DIM'S IN BRACKETS ARE IN INCHES.
 2- CONTINUOUS STRIP ON REELS.



METRIC

3.05-4.32 [.120-.170] DIA	0.8-2.0mm ² [18-14] AWG	0.81±0.025 [.032] [.001]	41202
INSUL RANGE	WIRE SIZE	MATING TAB THK	PART NO

0	4.57 [.180]	6.4 [.252]	F	3.05 [.120]	1.90 [.075]	2.04 [.14]	THIS DRAWING IS A CONTROLLED DOCUMENT.
					1.68 [.066]	1.34 [.10]	DW: J.R. RUTH 2/7/86
					1.55 [.063]	0.84 [.18]	OK: G. YETTER 2/7/86
TYPE	WIDTH	STRIP LENGTH	TYPE	WIDTH	HEIGHT	WIRE	APVD: C. MEYERS 2/7/86
INSUL BARREL CRIMP		±0.38 [±0.15]	WIRE BARREL CRIMP				PRODUCT SPEC

DIMENSIONS: MM	TOLERANCES UNLESS OTHERWISE SPECIFIED:	0 PLC ± -	1 PLC ± -	2 PLC ± 0.25 [.010]	3 PLC ± -	4 PLC ± -	ANGLES ± -
MATERIAL: BRASS	FINISH: -	WEIGHT: -	APPLICATION SPEC: -	SIZE: A3	CAGE CODE: 00779	DRAWING NO: C-41202	RESTRICTED TO: -
0.46 [.018]			CUSTOMER DRAWING	SCALE: NTS	SHEET: 1 of 1	REV: U1	

RECEPTACLE, FASTON, 6.35 [.250] SERIES			
SIZE: A3	CAGE CODE: 00779	DRAWING NO: C-41202	RESTRICTED TO: -
CUSTOMER DRAWING			
SCALE: NTS	SHEET: 1 of 1	REV: U1	