

4

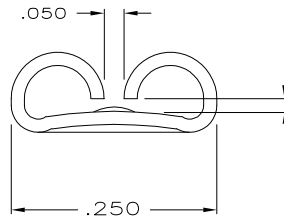
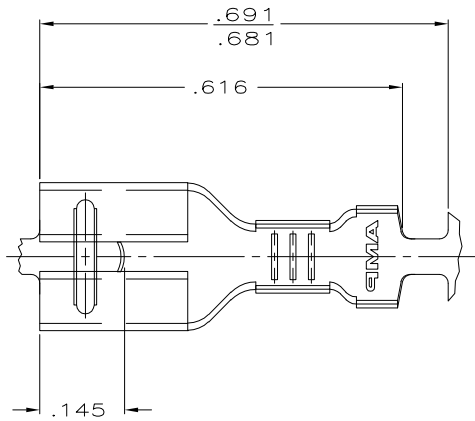
3

2

1

THIS DRAWING IS UNPUBLISHED. RELEASED FOR PUBLICATION
 © COPYRIGHT - BY TYCO ELECTRONICS CORPORATION. ALL RIGHTS RESERVED.

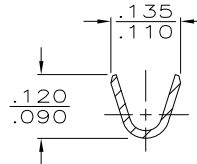
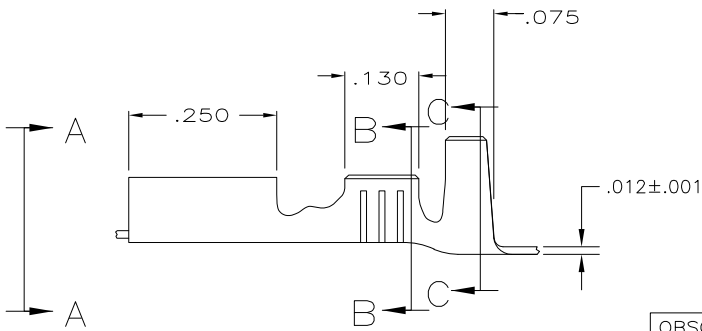
LOC	DIST	REVISIONS				
P	LTR	DESCRIPTION	DATE	DWN	APVD	
AF	50					
	R1	REV PER ECR 06-010028	28APR06	JR	PD	



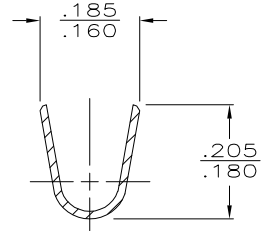
VIEW A-A

1 CONTINUOUS STRIP ON REELS
 2 TIN PL .000080 MIN THK

FITS '205' SERIES FASTON TAB



SECT. B-B



SECT. C-C

OBSOLETE	FINISH	$\triangle 2$ NONE	MATING TAB THK $\pm .001$	WIRE SIZE	22-18	INSULATION RANGE	.085 - .125	PART NO.	60904-2 60904-1

THIS DRAWING IS A CONTROLLED DOCUMENT.		DWN DK SCHRUM 2-24-89	Tyco Electronics Corporation Harrisburg, PA 17105-3608	
DIMENSIONS: INCHES	TOLERANCES UNLESS OTHERWISE SPECIFIED:	CHK JR RUTH 2-24-89		
	0 PLC ± -	APVD P DESANTIS 2-24-89	PRODUCT SPEC	
	1 PLC ± -		APPLICATION SPEC	
	2 PLC ± -		SIZE	
	3 PLC ± .015		CAGE CODE	
	4 PLC ± -		DRAWING NO	
	ANGLES ± -		RESTRICTED TO	
MATERIAL #4H BRASS	FINISH SEE TABLE	WEIGHT	A3 00779 C-60904	
		CUSTOMER DRAWING	SCALE 6:1	
			SHEET 1 OF 1	
			REV R1	