

4

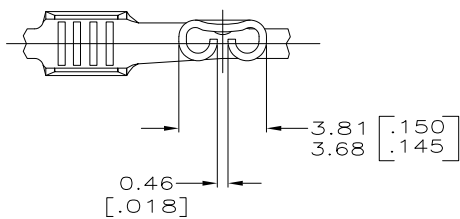
3

2

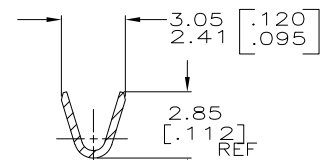
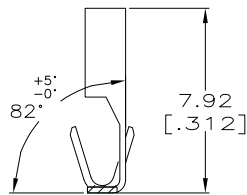
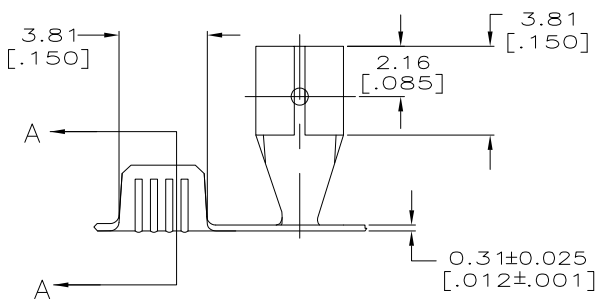
1

THIS DRAWING IS UNPUBLISHED. RELEASED FOR PUBLICATION
 © COPYRIGHT - BY TYCO ELECTRONICS CORPORATION. ALL INTERNATIONAL RIGHTS RESERVED.

LOC	DIST	REVISIONS				
P	LTR	DESCRIPTION	DATE	DWN	APVD	
AF	50	J1	REVISED PER ECR-10-014282	09JUL10	HMR PD	



- 1 CONTINUOUS STRIP ON REELS.
- 2 PART MUST BE REELED ON TO PLASTIC REELS.
- 3 PRELIMINARY - NOT FOR PRODUCTION



SECTION A-A

3/2	[#22-#16] AWG	0.51±0.025 [.020±.001]	60991-3
	[#22-#16] AWG	0.51±0.025 [.020±.001]	60991-1
	WIRE SIZE	MATING TAB THICKNESS	PART NO

4.77 [.188]	F	2.03 [.080]	1.52 [.060]	16	THIS DRAWING IS A CONTROLLED DOCUMENT.	DWN JR RUTH 4/3/95	Tyco Electronics Corporation Harrisburg, PA 17105-3608	
STRIP LENGTH ±0.38 [.015]	TYPE	WIDTH	1.32 [.052]	18		DIMENSIONS: mm [INCHES]		CHK MS FEHER 4/3/95
			1.19 [.047]	20		TOLERANCES UNLESS OTHERWISE SPECIFIED:		APVD P DESANTIS 4/3/95
			±0.051 [.002] HEIGHT	22		0 PLC ± - 1 PLC ± - 2 PLC ± 0.25 [.010] 3 PLC ± - 4 PLC ± - ANGLES ± -		NAME RECEPTACLE, FASTON, 2.79 [.110] SERIES
WIRE BARREL CRIMP					MATERIAL H04 BRASS	FINISH -	APPLICATION SPEC 114-2028 WEIGHT - SIZE A3 CAGE CODE 00779 DRAWING NO C-60991 RESTRICTED TO -	
CUSTOMER DRAWING						SCALE 6:1	SHEET 1 OF 1	REV J1