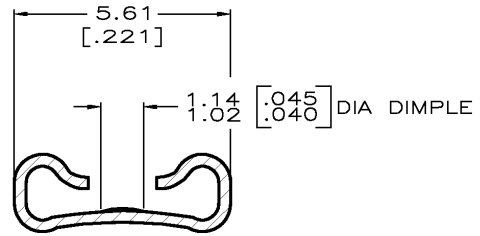
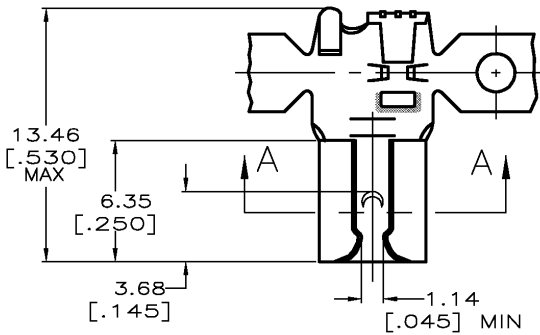


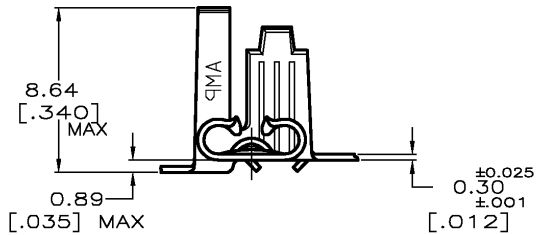
THIS DRAWING IS UNPUBLISHED. RELEASED FOR PUBLICATION
 © COPYRIGHT - BY TYCO ELECTRONICS CORPORATION. ALL RIGHTS RESERVED.

LOC	DIST	REVISIONS					
		P	L/R	DESCRIPTION	DATE	DRN	APD
AF	50	E		REV PER OG3A-0708-02	15NOV02	JR	PD

- 1 CONTINUOUS STRIP ON REELS.
- 2 MATING TAB THK IS 0.51 ± 0.025 $[\ .020 \pm .001]$.
- 3 WIRE SIZE IS # $[20-16]$ AWG
- 4 INSULATION RANGE IS 2.79-4.32 $[\ .110 - .170]$ DIA.



SECTION A-A
SCALE 10:1



TIN	61029-2
-	61029-1
FINISH	PART NO.

THIS DRAWING IS A CONTROLLED DOCUMENT.		DWG JR RUTH 1/9/97	 Tyco Electronics Corporation Harrisburg, PA 17105
DIMENSIONS: MM [INCHES]		CHK MS FEHER 1/9/97	
TOLERANCES UNLESS OTHERWISE SPECIFIED:		APD P DESANTIS 1/9/97	NAME
0 PLC ±- 1 PLC ±- 2 PLC ±0.38 [.015] 3 PLC ±- 4 PLC ±- 5 PLC ±-		PRODUCT SPEC	RECEPTACLE, FASTON, 4.75 [.187] SERIES
MATERIAL HO4 BRASS		APPLICATION SPEC	SIZE A3
FINISH SEE TABLE		WEIGHT	CAGE CODE 00779
		CUSTOMER DRAWING	DRAWING NO 61029
			RESTRICTED TO
			SCALE 5:1 SHEET 1 OF 1 REV E