

4

3

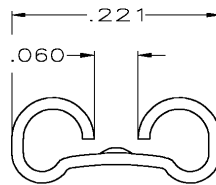
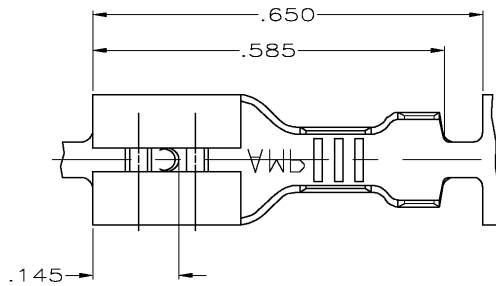
2

1

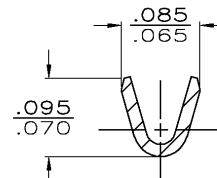
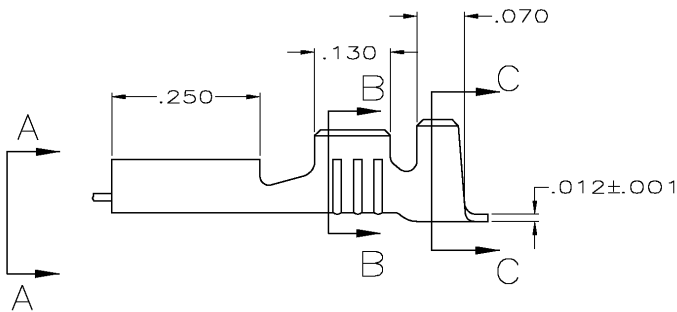
THIS DRAWING IS UNPUBLISHED. RELEASED FOR PUBLICATION
 © COPYRIGHT - BY TYCO ELECTRONICS CORPORATION. ALL RIGHTS RESERVED.

LOC	DIST	REVISIONS				
P	LTR	DESCRIPTION	DATE	DWN	APVD	
AF	50	C	REV PER 0G3A-0677-04	25AUG04	JR	PD

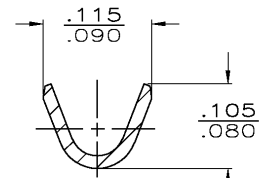
- 1 CONTINUOUS STRIP ON REELS.
- 2 WIRE SIZE #24-#20 AWG
- 3 INSULATION RANGE IS .040-.070 DIA
- 4 MATING TAB THK IS .032±.001
- △5 REELED WITH INTERLEAVING PAPER
- △6 PRELIMINARY - NOT FOR PRODUCTION



VIEW A-A
SCALE 10:1



SECTION B-B
SCALE 10:1



SECTION C-C
SCALE 10:1

△6	△5	62181-2
		62181-1
		PART NO.

THIS DRAWING IS A CONTROLLED DOCUMENT.		DWN JR RUTH 2/26/90	 Tyco Electronics Corporation Harrisburg, Pa 17105-3608
DIMENSIONS: INCHES		CHK MS FEHER 2/26/90	
TOLERANCES UNLESS OTHERWISE SPECIFIED:		APVD R KUZO 2/26/90	NAME
0 PLC ± -		PRODUCT SPEC	RECEPTACLE, FASTON, .187 SERIES
1 PLC ± -		APPLICATION SPEC	
2 PLC ± -		WEIGHT	RESTRICTED TO
3 PLC ± .015			SIZE CAGE CODE DRAWING NO
4 PLC ± -			A3 00779 C-62181
ANGLES ± -		CUSTOMER DRAWING	SCALE 6:1 SHEET 1 OF 1 REV C
MATERIAL #4H BRASS	FINISH TIN .000080 MIN		