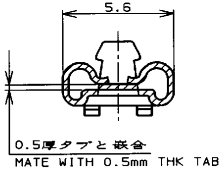
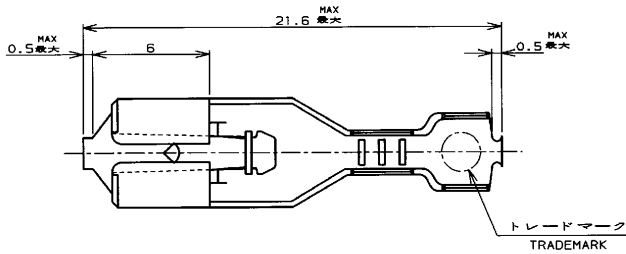


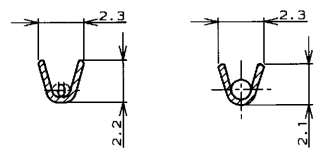
THIS DRAWING IS UNPUBLISHED. RELEASED FOR PUBLICATION
 © COPYRIGHT ALL RIGHTS RESERVED.

LOC J DIST

REVISIONS				
P	LTR	DESCRIPTION	DATE	DWN APVD
H2		REVISED PER ECO-11-005030	22MAR11	RK HMR



断面 "A"- "A"
SECTION "A"- "A"

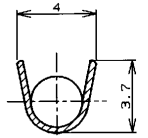
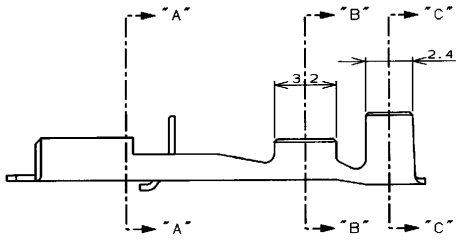


断面 "B"- "B"
SECTION "B"- "B"

注:
1. 適用ハウジング型番
172074, 172075, .173974

NOTES:
1. APPLICABLE HOUSING P/N
172074, 172075, .173974

2. OBSOLETE PARTS: OBSOLETE CIS STREAMLINING
PER D.RENAUD/D.SINISI



断面 "C"- "C"
SECTION "C"- "C"

2. OBSOLETE

---	A	錫めつき済 りん青銅0.3t PRE-TIN PHOS BRO 0.3t THK	170324-5
170330-2	A	ニッケルめつき済 りん青銅0.3t PHOS BRO 0.3t THK NICKEL PL	170324-2
---	B		+79324-4
170330-1	A	錫めつき済黄銅0.3t PRE-TIN BRASS 0.3t THK	170324-1
ばら状端子型番 LOOSE PIECE P/N	ワイヤバレルタイプ WIRE BARREL TYPE	材料 MATERIAL	型番 STRIP FORM P/N

WIRE RANGE AWG#24-#20
0.22~0.53mm² INSULATION DIA
1.5~2.7mm

DIMENSIONS 単位: mm		TOLERANCES UNLESS OTHERWISE SPECIFIED		DWN 4-AUG-98		APVD 4-AUG-98		NAME STE TE Connectivity	
MATERIAL SEE TABLE 表参照		FINISH SEE TABLE 表参照		PRODUCT SPEC 108-5126		APPLICATION SPEC 114-5041		"187" SERIES POSITIVE LOCK (MARK II) REC. "187" シリーズ ポジティブ ロック (マーク II) リセパクル	
CUSTOMER DRAWING				SIZE (CAGE CODE) A3 00779		DRAWING NO 170324		RESTRICTED TO -	
				SCALE 5-1		SHEET 1 OF 1		REV H2	