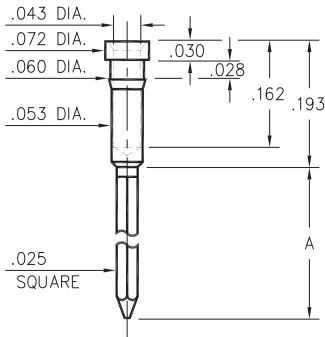


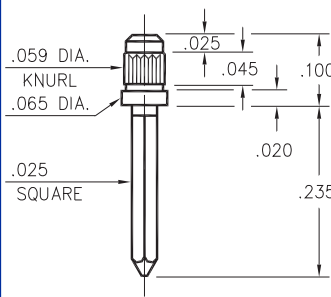
1030 ⇒ 1032



Basic Part Number	# of Wraps	Wrap Length A
1032-1	1	.260
1031-2	2	.360
1030-3	3	.500

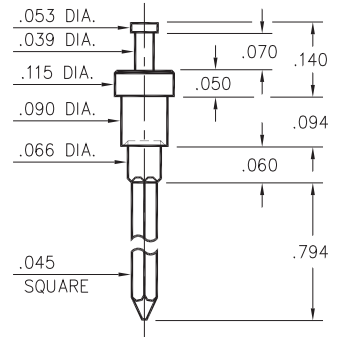
103X-X-05-XX-00-00-01-0
Press-fit in .057 mounting hole

1216



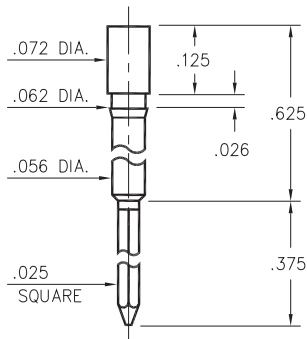
1216-0-05-XX-00-00-01-0
Press-fit in .056 mounting hole

1095



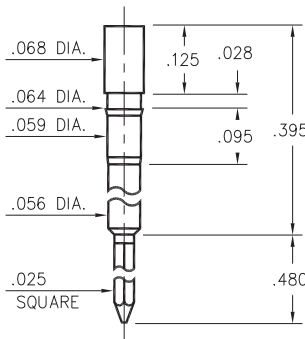
1095-0-05-XX-00-00-01-0
Swage mount in .094 hole
For .062 thick board

1214



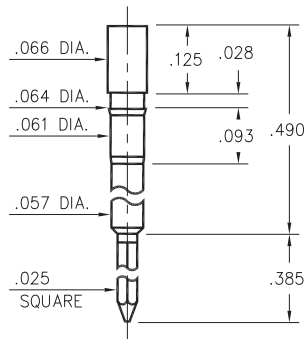
1214-0-05-XX-00-00-01-0
Press-fit in .059 mounting hole

1212



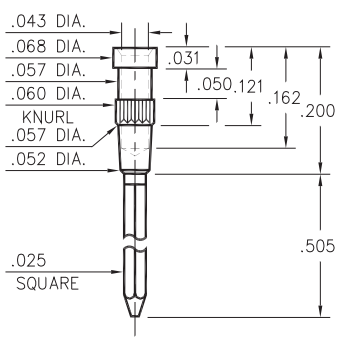
1212-0-05-XX-00-00-01-0
Press-fit in .061 mounting hole

1213



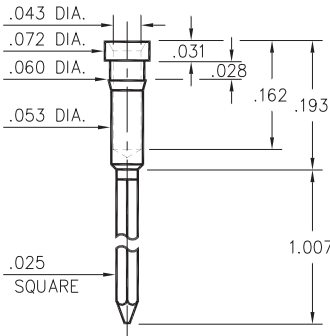
1213-0-05-XX-00-00-01-0
Press-fit in .061 mounting hole

0318



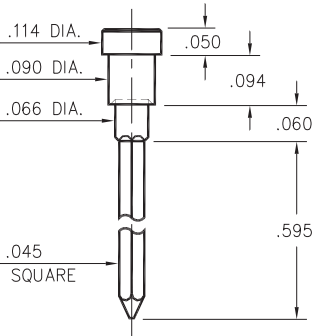
0318-3-05-XX-00-00-01-0
Press-fit in .057 mounting hole

1302



1302-0-05-XX-00-00-01-0
Press-fit in .057 mounting hole

1097



1097-0-05-XX-00-00-01-0
Swage mount in .094 hole
for .062 thick board

SPECIFICATIONS

PIN MATERIAL:
Brass Alloy 360, 1/2 Hard
Swage pins are annealed

DIMENSION IN INCHES
TOLERANCES ON:
LENGTHS: ±.005
DIAMETERS: ±.002
ANGLES: ± 2°

ORDER CODE: XXXX - X - 05 - XX - 00 - 00 - 01 - 0

BASIC PART #

SPECIFY PIN FINISH:

- 01 200µ" TIN/LEAD OVER NICKEL
- ◇ 80 200µ" TIN OVER NICKEL (RoHS)
- ◇ 15 10µ" GOLD OVER NICKEL (RoHS)
- ◇ 21 20µ" GOLD OVER NICKEL (RoHS)

