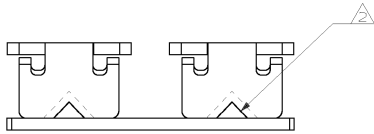
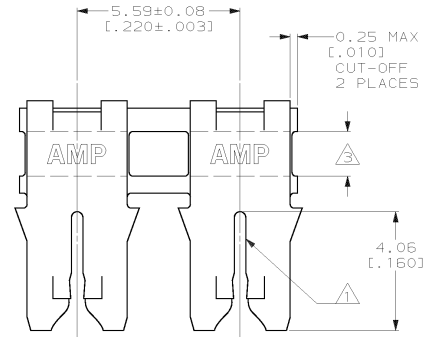
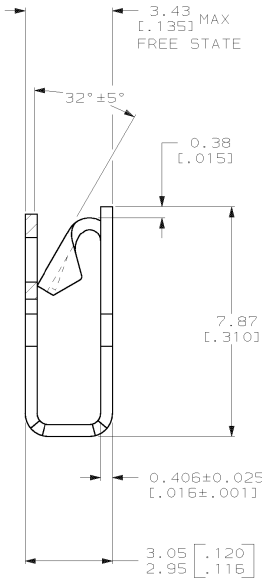
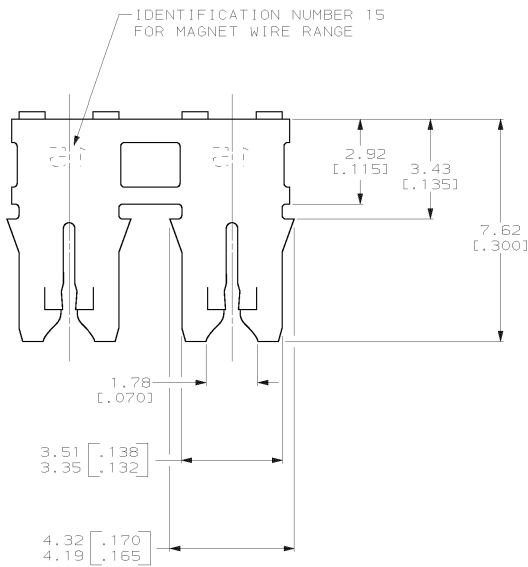


THIS DRAWING IS UNPUBLISHED. RELEASED FOR PUBLICATION, 19  
 © COPYRIGHT 19 BY AMP INCORPORATED. ALL INTERNATIONAL RIGHTS RESERVED.

LOC		DIST		ZONE		LTR		REVISIONS		DATE	APPO
AF	50	P	F					C	REVISED PER 063A-0451-00	24JUL00	MF-KR



- △ SLOT ACCEPTS 0.64-0.81mm [#22-#20] AWG COPPER MAGNET WIRE. A SINGLE WIRE ONLY.
- △ POKE-IN ACCEPTS A 0.81-1.02mm² [#20-#18] AWG SOLID OR FUSED STRANDED LEAD WIRE.
- △ BLACK COLOR STRIPE TO BE APPLIED TO THIS SURFACE DURING LOOSE PIECE OPERATION TO PROVIDE COLOR CODING OF MAGNET WIRE RANGE.



62841-1  
PART NO

DO NOT SCALE PRINT. UNLESS SPECIFIED DIMENSIONS IN MM (INCHES) TOLERANCES ON: 2 PL C DEC ± 0.25 (.010) 3 PL C DEC ± - ANGLES ± -		DR 26/MAY/94 R.R. BUCHHEISTER JR.	AMP Incorporated Harrisburg, PA 17105-3608		
MATERIAL 4M BRASS		CHK 31/MAY/94 MICHAEL S. FEHER			
FINISH 0.002032 [.000080] MIN TIN PLATE		APPD 31/MAY/94 NELSON E. NEFF	NAME TERMINAL, POKE-IN, DUAL LOOSE PIECE, 300 SERIES MAG-MATE™		
		APPD 31/MAY/94 TERRY L. SHUTTER	SIZE C	CAGE CODE 00779	DRAWING NO C-62841
		APPLICATION SPEC 114-2046	SCALE 10:1	SHEET 1 OF 1	
		WEIGHT -	CUSTOMER DRAWING		

THIS DRAWING IS A CONTROLLED DOCUMENT FOR AMP INCORPORATED. IT IS SUBJECT TO CHANGE AND THE CONTROLLING ENGINEERING ORGANIZATION SHOULD BE CONTACTED FOR THE LATEST REVISION.

62841

A