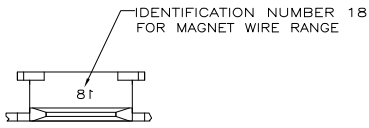
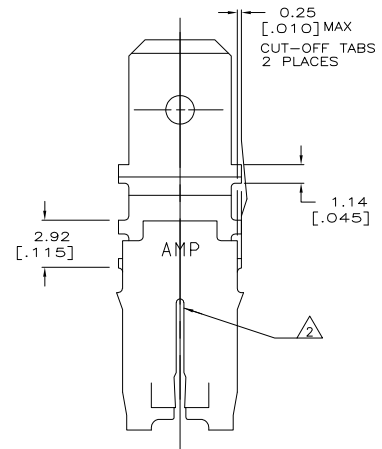
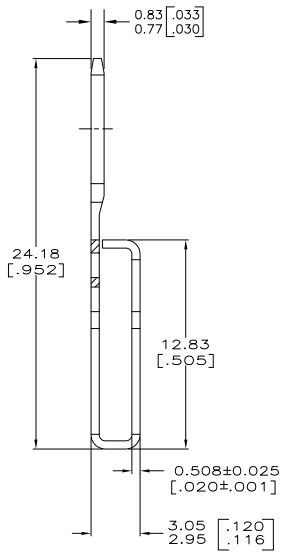
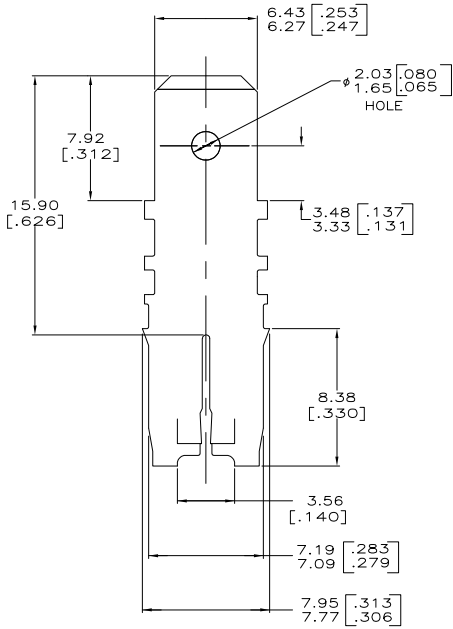


THE DRAWING IS UNPUBLISHED. RELEASED FOR PUBLICATION  
 © COPYRIGHT BY TYCO ELECTRONICS CORPORATION. ALL RIGHTS RESERVED.

LOC		REV		REVISIONS			
AF	50	TR	LR	DESCRIPTION	DATE	DR	APP
		C		REVISED PER ECR-06-010515	29AUG06	HMR	KR



- 1 VARNISH RESIST OVER 0.002032 [.000080] MIN TIN PER MIL-T-10727.
- 2 SLOT ACCEPTS 0.64-0.81mm [#22-#20] AWG COPPER MAGNET WIRE. 2 WIRES OF THE SAME SIZE MAX PER SLOT.
- 3 AFTER INSERTION INTO PLASTIC HOLDER MAG-MATE MUST BE POTTED-IN TO PREVENT PULL-OUT WHEN MATING RECEPTACLE IS DISCONNECTED.



63882-1  
PART NO

THIS DRAWING IS A CONTROLLED DOCUMENT.		DRN R.GRZYBOWSKI	24/05/93	 Tyco Electronics Corporation Harrisburg, PA 17105-3608
DIMENSIONS: mm [INCHES]		DR MS FEHER	24/05/93	
TOLERANCES UNLESS OTHERWISE SPECIFIED:		APR N. NEFF	24/05/93	TAB, LOOSE PIECE, 6.35 [.250] FASTON™ MAG-MATE™
0 P/C ± - 1 P/C ± - 2 P/C ± 0.25 [.010] 3 P/C ± - 4 P/C ± - ANGLES ± -		PRODUCT SPEC 108-2053	SIZE A2	CASE CODE 00779
MATERIAL 4M PREMILLED BRASS		APPLICATION SPEC 114-2066	WEIGHT -	DRAWING NO 63882
FINISH 1		CUSTOMER DRAWING		RESTRICTED TO -
SCALE 6:1				SHEET 1 of 1

AMP 1471-B REV 31MMR2000

63882

A