

4

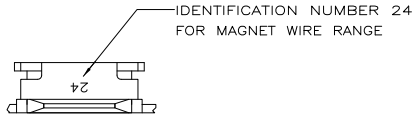
3

2

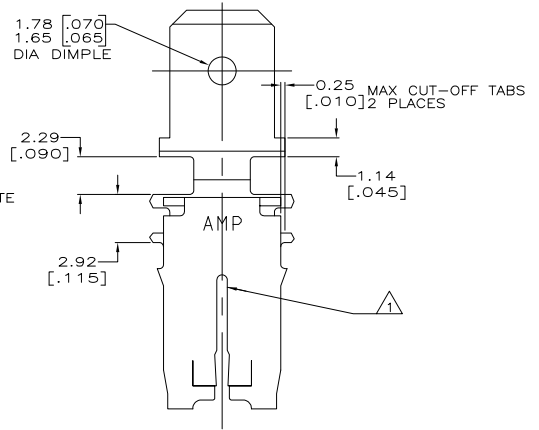
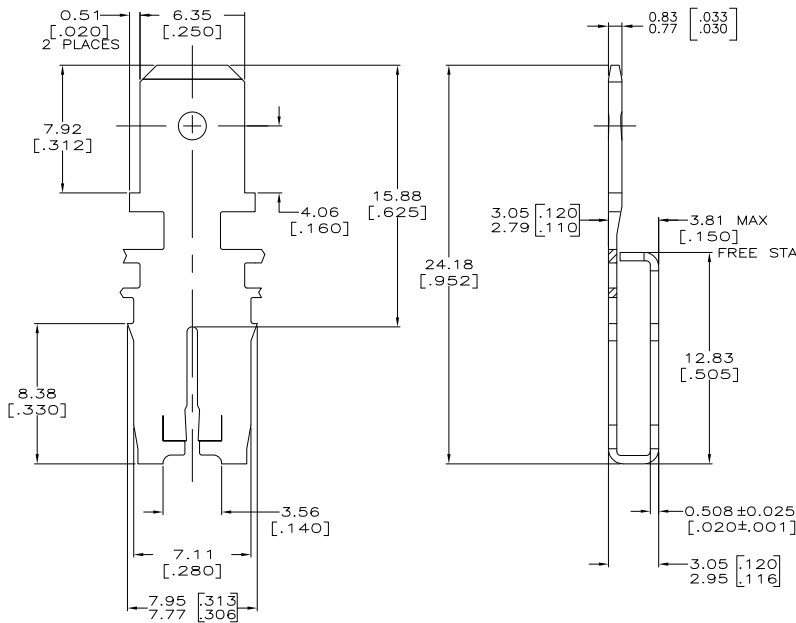
1

THIS DRAWING IS UNPUBLISHED. RELEASED FOR PUBLICATION
 © COPYRIGHT BY TYCO ELECTRONICS CORPORATION. ALL RIGHTS RESERVED.

LOC		DIBT		REVISIONS			
F	LR	DESCRIPTION	DATE	BY	APP'D		
AF	50						
	K	REVISED PER ECR-06-010427	31AUG06	HMR	KR		



- 1 SLOT ACCEPTS 0.91-1.15mm [#19-#17] AWG COPPER MAGNET WIRE. 2 WIRES OF THE SAME SIZE MAX PER SLOT.
- 2 CONTINUOUS STRIP ON REELS WITH TERMINALS LOCATED ON 8.38±0.08[.330±.003] CENTERS.
- 3 VARNISH RESIST OVER 0.002032[.000080] MIN TIN PLATE.
- 4 PRELIMINARY - NOT FOR PRODUCTION.



MATERIAL	REELING, LEFT TO RIGHT	PART NUMBER
H04 PRE-MILLED PHOS BRONZE	BOX DOWN, TAB FORWARD	62923-4
4M PRE-MILLED BRASS	BOX UP, TAB BACK	62923-3
4M PRE-MILLED BRASS	BOX UP, TAB FORWARD	62923-2
4M PRE-MILLED BRASS	BOX DOWN, TAB FORWARD	62923-1

THIS DRAWING IS A CONTROLLED DOCUMENT.		DRN	SCOTT URICH	DRILLER	
		CHK	MICHAEL S. FEHER	TOWNS	
		APPC	NELSON E. NEFF	DRSPPR	
		PRODUCT SPEC	108-2053		
		APPLICATION SPEC	114-2066		
		WEIGHT	-		
MATERIAL SEE TABLE		FINISH	3		

Tyco Electronics Corporation Harrisburg, PA 17105-3608		TAB, 6.35[.250] FASTON, 500 SERIES MAG-MATE	RESTRICTED TO
SIZE	CAGE CODE	DRAWING NO	
A2	00779	C=62923	
CUSTOMER DRAWING	SCALE	SHEET	REV
	6:1	1 of 1	K

AMP 1471-9 REV 31MM2000

62923

A