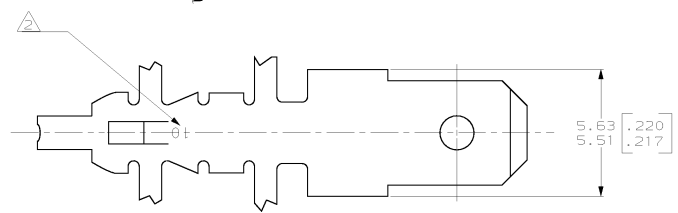
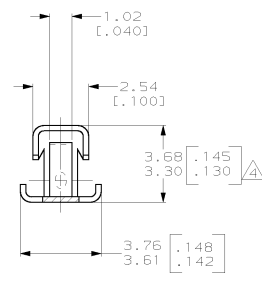
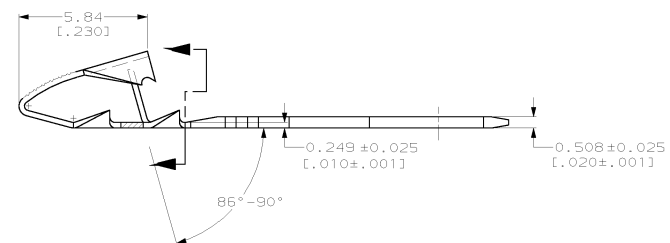
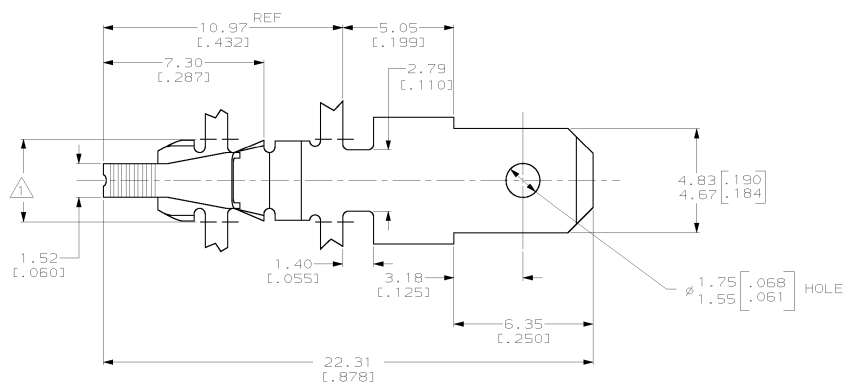


THIS DRAWING IS UNPUBLISHED. RELEASED FOR PUBLICATION  
 (C) COPYRIGHT IS BY AMP INCORPORATED. ALL RIGHTS RESERVED.

REVOLUTIONS		DATE	BY	APP'D
AF	50			
C		30.JAN.01	HF	KR
DESCRIPTION				
REVISED PER 053A-0355-01				



- △ 3.78 $\pm 0.13$  [.149 $\pm 0.005$ ] APPLICATOR CUT-OFF, 2 PLACES.
- △ IDENTIFICATION NUMBER 10 FOR MAGNET WIRE RANGE.
- 3 CONTINUOUS STRIP ON REELS WITH TERMINALS LOCATED ON 8.38 $\pm 0.08$  [.330 $\pm 0.003$ ] CENTERS
- △ 2.72-2.97 [.107-.117] CONTACT HEIGHT WHEN COMPRESSED AGAINST ANTI-OVERSTRESS.

0.05-0.13mm [#44-#36] AWG	1217529-1
MAGNET WIRE RANGE	PART NUMBER

THIS DRAWING IS A CONTROLLED DOCUMENT.		DATE: 10/02/2000	AMP Incorporated
DRAWN BY: MICHAEL S. FEHNER		DATE: 06/02/2003	Harrisburg, PA 17105-3608
CHECKED BY: FURT A. RANDOLPH		DATE: 10/02/2000	
PROJECT SPEC: 108-2016		APPLICATION SPEC: 114-2047	STRT CASE CODE (PRINTING NO): A2 00779
MATERIAL: H04 PRE-MILLED PHOSPHOR BRONZE		FINISH: 0.002032 [.000080]	RESTRICTED TO: -
CUSTOMER DRAWING		SCALE: 8:1	SHEET 1 OF 1 REV C

1217529