

4

3

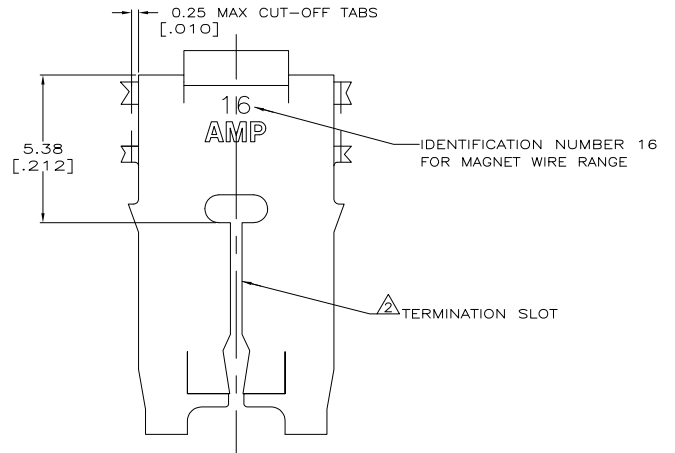
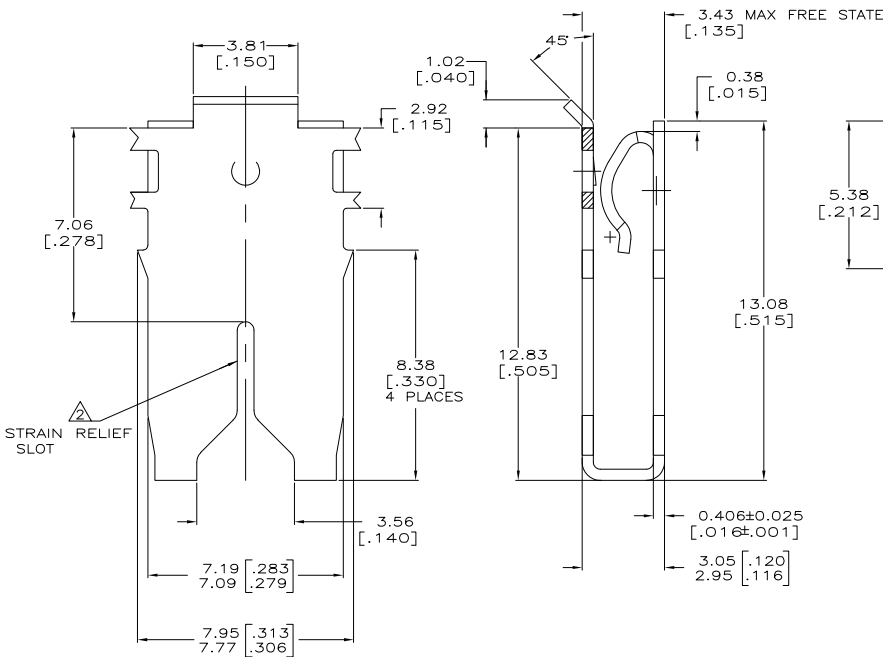
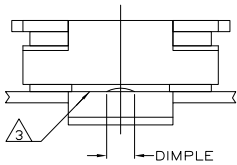
2

1

THIS DRAWING IS UNPUBLISHED. RELEASED FOR PUBLICATION
 BY TYCO ELECTRONICS CORPORATION. ALL RIGHTS RESERVED.

LOC		DIBT		REVISIONS			
F	LR	DESCRIPTION	DATE	BY	APPD		
AF	50	B1	CREATED PER ECR-07-002951	12FEB07	MF	KR	

- 1 CONTINUOUS STRIP ON REELS WITH TERMINALS LOCATED ON 10.4 ± 0.08 [$.410 \pm .003$] CENTERS.
- 2 SLOT ACCEPTS $0.57-0.68$ mm [#23-#21.5] AWG COPPER MAGNET WIRE. 2 WIRES OF THE SAME SIZE MAX PER SLOT.
- 3 CONTACT LEAF ACCEPTS 0.81 [$.032$] THICK POKE-IN TAB, (REFERENCE TAB DRAWING 1217324-1).
- 4 0.002032 [$.000080$] MIN TIN PLATE OVER 0.00127 [$.000050$] MIN NICKEL UNDERPLATE.



1217358-1
 PART NUMBER

THIS DRAWING IS A CONTROLLED DOCUMENT.		DRW: MICHAEL S. FEHLER 12FEB2007	 Tyco Electronics Corporation Harrisburg, PA 17105-3608
DIMENSIONS: mm [INCHES]		CHK: KURT A. RANDOLPH 12FEB2007	
TOLERANCES UNLESS OTHERWISE SPECIFIED:		APPD: KURT A. RANDOLPH 12FEB2007	SPECIAL LEAF CONTACT, 500 SERIES MAG-MATE
0 P.L.C. ± .01		NAME: KURT A. RANDOLPH	
1 P.L.C. ± .02		PRODUCT SPEC: 108-2053	RESTRICTED TO: -
2 P.L.C. ± .025 (0.10)		APPLICATION SPEC: 114-2066	
3 P.L.C. ± .03		SIZE: A2	SCALE: 10:1 SHEET: 1 of 1 REV: B1
4 P.L.C. ± .05		WEIGHT: -	
ANGLES: ± .5		MATERIAL: 4M BRASS	
FINISH: A		CUSTOMER DRAWING	

AMP 1471-9 REV 31MMR2000

1217358

A