

4

3

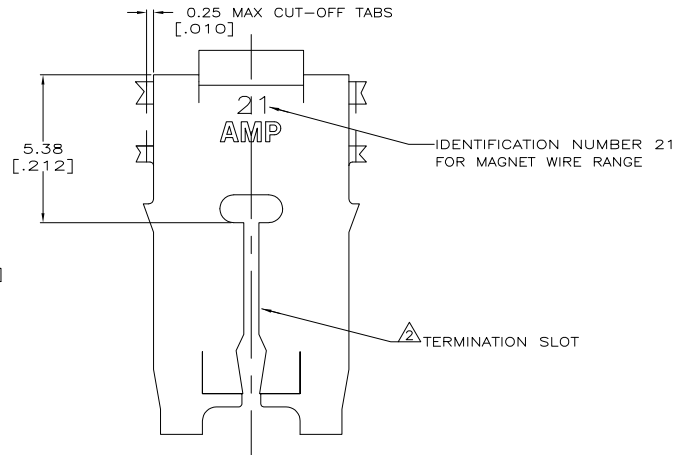
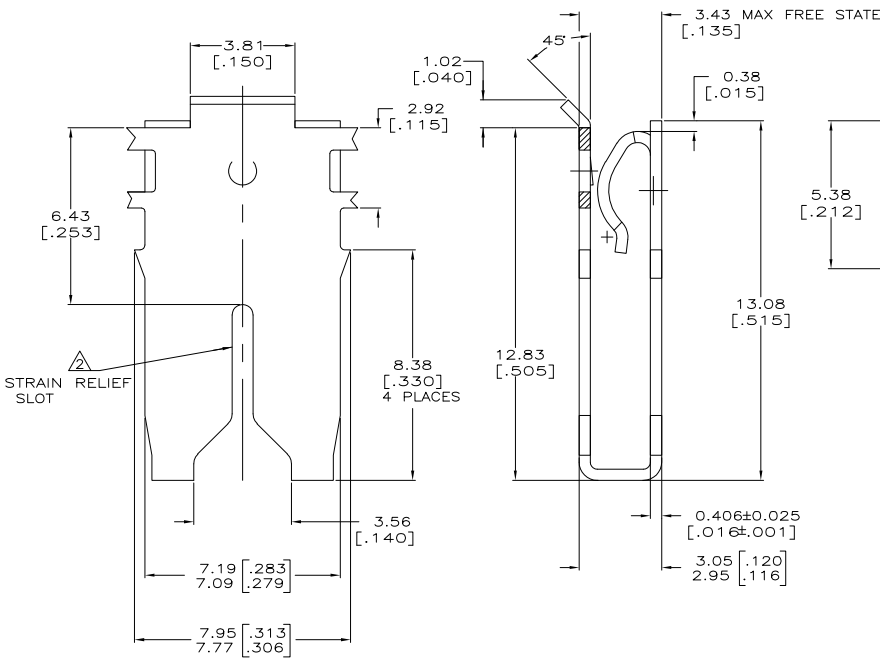
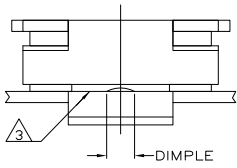
2

1

THIS DRAWING IS UNPUBLISHED. RELEASED FOR PUBLICATION
 BY TYCO ELECTRONICS CORPORATION. ALL RIGHTS RESERVED.

LOC		DIBT		REVISIONS			
F	LR	DESCRIPTION	DATE	BY	APP'D		
AF	50	B1	CREATED PER ECR-07-002951	12FEB07	MF	KR	

- 1 CONTINUOUS STRIP ON REELS WITH TERMINALS LOCATED ON 10.4 ± 0.08 [$.410 \pm .003$] CENTERS.
- △ 2 SLOT ACCEPTS 0.72-0.86mm [#21-#19.5] AWG COPPER MAGNET WIRE. 2 WIRES OF THE SAME SIZE MAX PER SLOT.
- △ 3 CONTACT LEAF ACCEPTS 0.81 [.032] THICK POKE-IN TAB, (REFERENCE TAB DRAWING 1217324-1).
- △ 4 0.002032 [.000080] MIN TIN PLATE OVER 0.00127 [.000050] MIN NICKEL UNDERPLATE.



1217357-1
PART NUMBER

THIS DRAWING IS A CONTROLLED DOCUMENT.		DRW: MICHAEL S. FEHLER 12FEB2007	Tyco Electronics Corporation Harrisburg, PA 17105-3608	
DIMENSIONS: mm[INCHES]		CHK: KURT A. RANDOLPH 12FEB2007	SPECIAL LEAF CONTACT, 500 SERIES MAG-MATE	
TOLERANCES UNLESS OTHERWISE SPECIFIED:		APPC: KURT A. RANDOLPH 12FEB2007	108-2053	
0 P.L.C.	± .005	PRODUCT SPEC:	114-2066	
1 P.L.C.	± .002	APPLICATION SPEC:	A2 00779 © 1217357	
2 P.L.C.	± .001	WEIGHT:	CUSTOMER DRAWING	
3 P.L.C.	± .0005	FINISH:	SCALE: 10:1 SHEET: 1 of 1 REV: B1	
4 P.L.C.	± .0001	ANGLES:		
5 P.L.C.	± .00005			

AMP 1471-9 REV 31MM2000

1217357

A