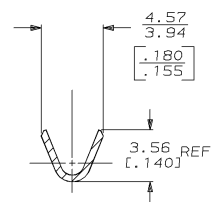
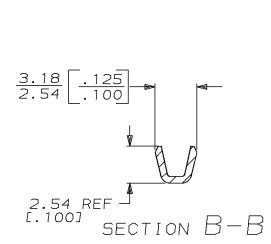
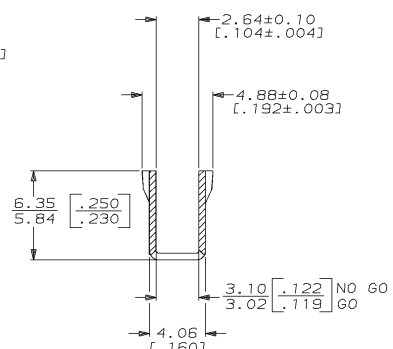
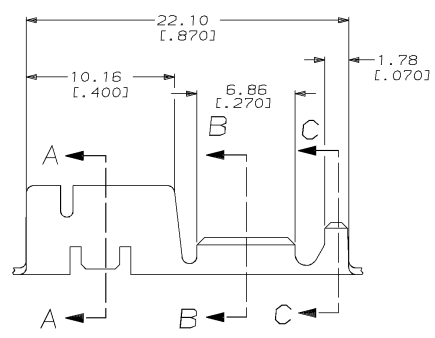
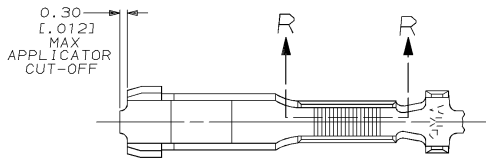


DRAWING MADE IN THIRD ANGLE PROJECTION
 THIS DRAWING IS UNPUBLISHED. RELEASED FOR PUBLICATION .19
 © COPYRIGHT 19 BY AMP INCORPORATED. ALL INTERNATIONAL RIGHTS RESERVED.

REVISIONS						DATE	APPD
AF	50	P	F	ZONE	LTR	DESCRIPTION	
					M	REV PER 0710-0375-95	17/AUG/95 PF/DD

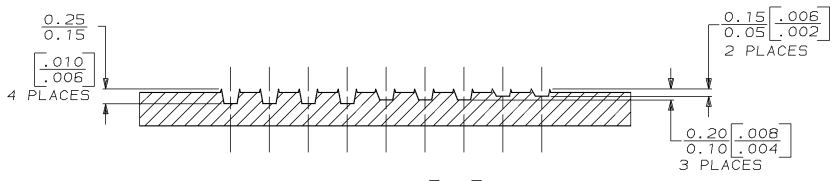
1 CONTINUOUS STRIP ON REELS WITH TERMINALS LOCATED ON 23.75 [.935] CENTERS.



SECTION A-A

SECTION B-B

SECTION C-C



SECTION R-R
SCALE 25:1

1.52-2.54 DIA [.060-.100]	400-1600 CMA	63453-1
INSULATION RANGE	WIRE RANGE	PART NO

DO NOT SCALE PRINT. UNLESS SPECIFIED DIMENSIONS IN MM (INCHES) TOLERANCES ON: 2 PLC DEC ± 0.25 (.010) 3 PLC DEC ± - ANGLES ± -	DR 11/12/87 MS FENER	AMP AMP INCORPORATED Morris Plains, Pa. 17105
MATERIAL 0.51 [.020] #3 HARD PHOSPHOR BRONZE	CHK 11/17/87 G YETTER	
FINISH POST TIN	APPD 11/17/87 C ATHERTON	NAME RECEPTACLE, CLUSTER PIN, AMPLIVAR, 3.18 [.125] DIA
	APPLICATION SPEC -	SIZE C
		FSCM NO 00779
		DRAWING NO 63453
		SCALE 5:1
		SHEET 1 OF 1

METRIC