

4

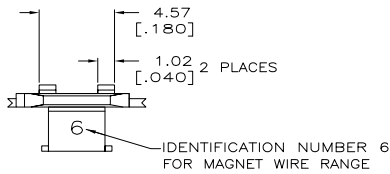
3

2

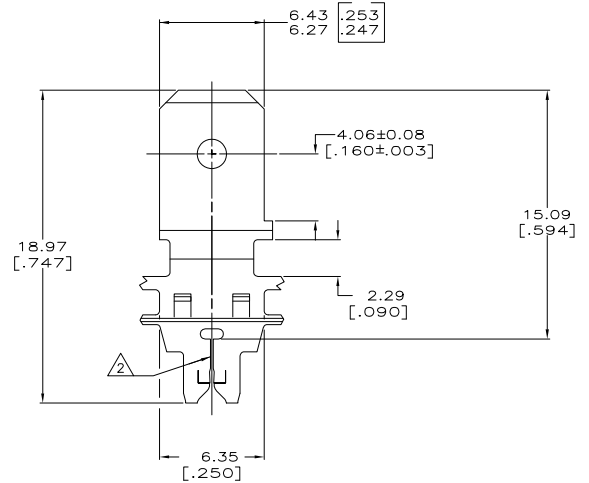
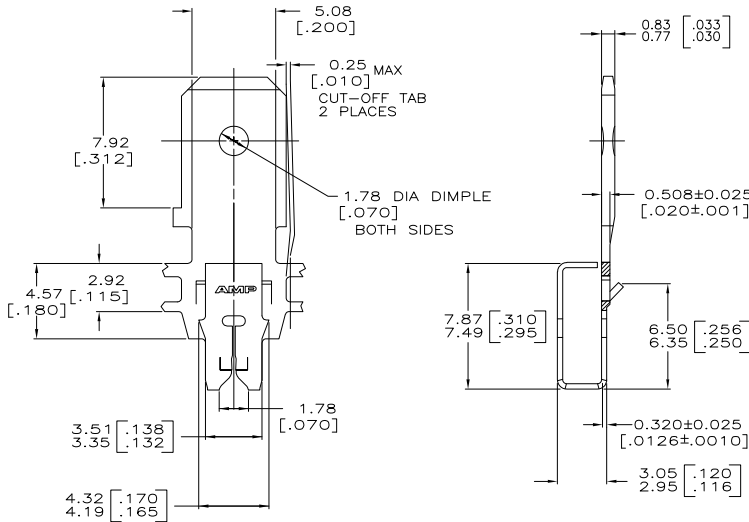
1

THIS DRAWING IS UNPUBLISHED. RELEASED FOR PUBLICATION
 BY TYCO ELECTRONICS CORPORATION. ALL RIGHTS RESERVED.

LOC	DIST	REVISIONS			
F	LTR	DESCRIPTION	DATE	BY	APD
AF	50	G	REVISED PER ECR-06-010412	07NOV06	HMR KR



- 1 CONTINUOUS STRIP ON REELS WITH TERMINALS LOCATED ON 8.38±0.08 [.330±.003] CENTERS.
- 2 SLOT ACCEPTS 0.25-0.36mm [#30-#27] AWG COPPER MAGNET WIRE.
- 2 WIRES OF THE SAME SIZE MAX PER SLOT.
- 3 0.002032[.000080] MIN TIN PER MIL-T-10727.



MATERIAL	FINISH	PART NUMBER
08Z PRE-MILLED BRASS	Δ	63132-3
4M PRE-MILLED BRASS	NONE	63132-2
4M PRE-MILLED BRASS	Δ	63132-1

THIS DRAWING IS A CONTROLLED DOCUMENT.

DIMENSIONS: mm [INCHES] 0 PL ± .010 1 PL ± .015 2 PL ± .020 3 PL ± .025 4 PL ± .030 ANGLES ± .1°	TOLERANCES UNLESS OTHERWISE SPECIFIED: 0 PL ± .010 1 PL ± .015 2 PL ± .020 3 PL ± .025 4 PL ± .030 ANGLES ± .1°	DWG: MICHAEL S. FEHLER 07/28/97 CHK: RICHARD GRZYBOWSKI 10/28/97 APP: RICHARD GRZYBOWSKI 10/28/97 NAME: NELSON E. NEFF PRODUCT SPEC: 108-2012 APPLICATION SPEC: 114-2094 WEIGHT: - FINISH: SEE TABLE	Tyco Electronics Corporation Harrisburg, PA 17105-3608 Tyco Electronics TAB, 6.35[.250] FASTON™ MAG-MATE™ SIZE: A2 CASE CODE: 00779 DRAWING NO: C=63132 RESTRICTED TO: - CUSTOMER DRAWING SCALE: 6:1 SHEET: 1 of 1 REV: G
---	---	---	--

AMP 1471-9 REV 31MM2000

63132

A