

4

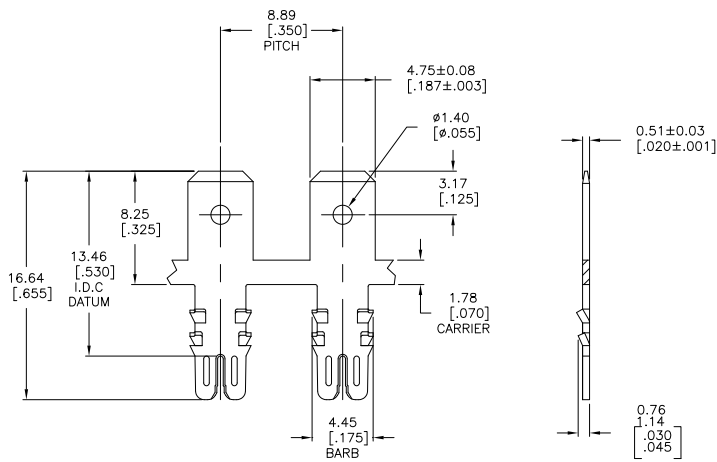
3

2

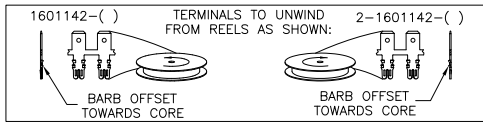
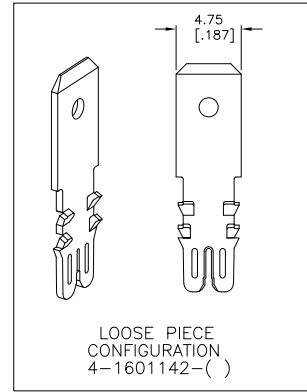
1

THIS DRAWING IS UNPUBLISHED. RELEASED FOR PUBLICATION. BY TYCO ELECTRONICS CORPORATION. ALL RIGHTS RESERVED.

LOC	DIST	REVISIONS		
F	LNK	DESCRIPTION	DATE	BY
AF	50			
	E1	REVISED PER ECR-08-006861	18MAR08	HMR GJ



- SPECIFICATIONS:
MAGNET WIRE #23 - #20 AWG,
0.58(.023)-0.81(.032) DIA. COPPER
UP TO TWO WIRES OF THE SAME
SIZE MAY BE TERMINATED BY A
SINGLE TERMINAL.
- POCKET RECOMMENDATION: #160142S.
- TERMINAL APPLICATION TO COMPLY WITH
TYCO ELECTRONICS SPECIFICATION 114-13166 FIGURE 6.



-	-	-
-	-	-
-	-	-
UNPLATED	059-001-000	4-1601142-1
UNPLATED	159-001-000	2-1601142-1
UNPLATED	159-002-000	1601142-1
FINISH	REFERENCE PART NUMBER	PART NUMBER
THIS DRAWING IS A CONTROLLED DOCUMENT. DW: J. WELLS 11JAN2002 CHK: M. FEHR 11JAN2002 APD: K. RANDOLPH 11JAN2002		
DIMENSIONS: mm [INCHES]		
TOLERANCES UNLESS OTHERWISE SPECIFIED: 0 PLC ± .025 [±.010] 1 PLC ± .025 [±.010] 2 PLC ± .015 [±.005] 3 PLC ± .015 [±.005] 4 PLC ± .015 [±.005] ANGLES ± .5°		
MATERIAL: BRASS, FULL HARD		
FINISH: SEE TABLE		
WEIGHT: -		
CUSTOMER DRAWING		
Tyco Electronics Corporation Harrisburg, PA 17105-3608		NAME: K. RANDOLPH PRODUCT SPEC: 108-2085 APPLICATION SPEC: - SIZE: A2 CASE CODE: 00779 DRAWING NO: C=1601142 RESTRICTED TO: -
SCALE: 5:1		SHEET: 1 of 1 REV: E1