

4

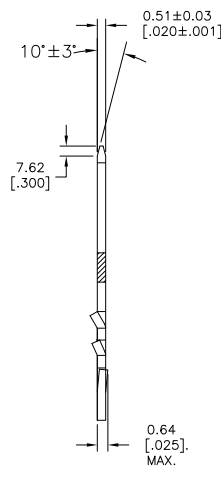
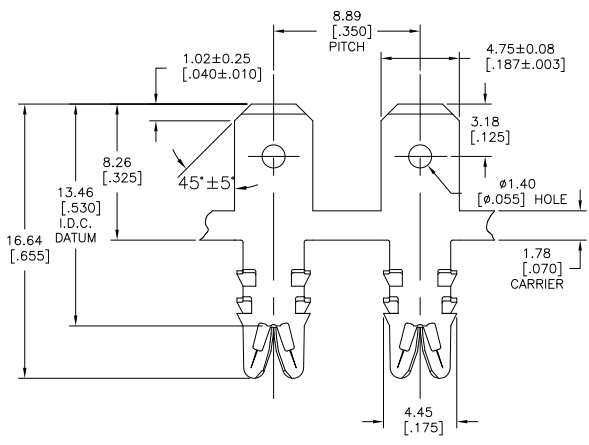
3

2

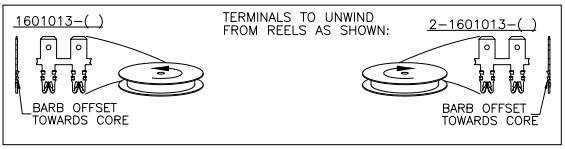
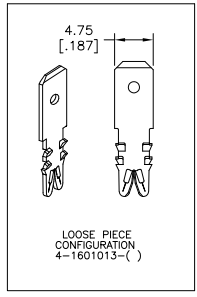
1

THIS DRAWING IS UNPUBLISHED. RELEASED FOR PUBLICATION.  
 © COPYRIGHT BY TYCO ELECTRONICS CORPORATION. ALL INTERNATIONAL RIGHTS RESERVED.

LOC		DIST		REVISIONS			
F	LN	DESCRIPTION	DATE	BY	APPD		
	D3	REVISED PER ECR-10-013120	24JUN10	HMR	GJ		



- SPECIFICATIONS:  
MAGNET WIRE #18 - #34 AWG, 1.02[.040] - 0.16[.006] DIA COPPER  
OTHER SIZES MAY BE ACCOMMODATED, CONSULT TYCO ELECTRONICS  
FOR APPROVAL
- POCKET RECOMMENDATION: #1601425
- COATED WITH VARNISH RESIST WHEN INDICATED IN TABLE BELOW.
- TERMINAL TO COMPLY WITH TYCO ELECTRONICS  
SPECIFICATION 114-13166 FIGURE 6.
- PRELIMINARY - NOT FOR PRODUCTION.
- TWO(2) TERMINALS SHOWN FOR ILLUSTRATION PURPOSES ONLY.



OBSOLETE

	UNPLATED	031-029-000	4-1601013-1
	VARNISH RESIST / UNPLATED	-	2-1601013-3
	<del>PRE-TIN PLATE</del>	<del>131-029-000</del>	<del>2-1601013-2</del>
	UNPLATED	131-029-000	2-1601013-1
	UNPLATED	131-057-000	1601013-1
	FINISH	REFERENCE PART NUMBER	TE PART NUMBER
THIS DRAWING IS A CONTROLLED DOCUMENT.		Tyco Electronics Corporation Harrisburg, PA 17105-3608	
DIMENSIONS: mm [INCHES]		TOLERANCES UNLESS OTHERWISE SPECIFIED:	
0 PLG ± .		1 PLG ± .	
1 PLG ± .		2 PLG ± .	
2 PLG ± .		3 PLG ± .	
3 PLG ± .		4 PLG ± .	
4 PLG ± .		ANGLES ± °	
MATERIAL: BRASS, FULL HARD		FINISH: SEE TABLE	
DRAWN: J. WELLS 11JAN2002		CHK: M. FEHR 11JAN2002	
APPROVED: K. RANDOLPH 11JAN2002		NAME: M. FEHR	
PRODUCT SPEC: 108-2085		APPLICATION SPEC: 4	
WEIGHT: -		SIZE: A2	
CUSTOMER DRAWING		CASE CODE: 00779	
		DRAWING NO: C=1601013	
		RESTRICTED TO: -	
		SCALE: 6:1	
		SHEET: 1 of 1	
		REV: D3	