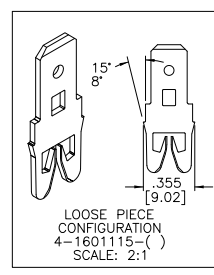
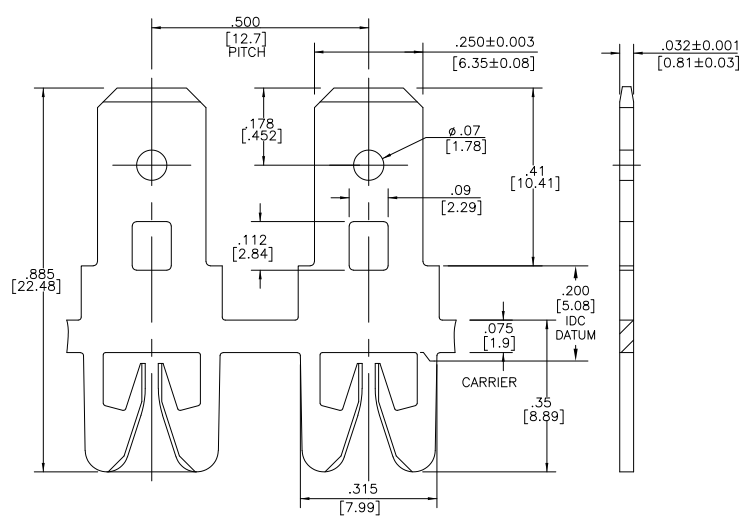
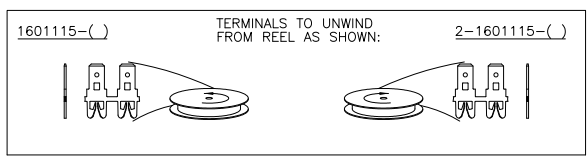


THE DRAWING IS UNPUBLISHED. RELEASED FOR PUBLICATION. BY TYCO ELECTRONICS CORPORATION. ALL RIGHTS RESERVED.

LOC	QTY	REV	DESCRIPTION	DATE	BY	APPD
AF	50	D2	REV PER ECR-07-022971	28SEP07	JR	GJ



- SPECIFICATIONS:
MAGNET WIRE #12 - #20 AWG,
2.03mm (.080") - 0.81mm (.032") DIA COPPER.
OTHER SIZES MAY BE ACCOMMODATED,
CONSULT TYCO ELECTRONICS FOR APPROVAL.
 - POCKET RECOMMENDATION : #1601435
 - TERMINAL APPLICATION TO COMPLY
WITH TYCO ELECTRONICS SPEC 114-13210, FIG 6
 - DIMENSIONS SHOWN DO NOT INCLUDE PLATING.
- ⚠ PRELIMINARY - NOT FOR PRODUCTION.



FINISH	REFERENCE PART NUMBER	PART NUMBER
-	-	-
POST TIN PLATE OVER COPPER UNDERPLATE	-	⚠ 4-1601115-2
UNPLATED	032-009-000	4-1601115-1
POST TIN PLATE OVER COPPER UNDERPLATE	132-009-001	1601115-2
UNPLATED	132-009-000	1601115-1
FINISH	REFERENCE PART NUMBER	PART NUMBER

THIS DRAWING IS A CONTROLLED DOCUMENT.		DN MS FEHER 11AN2002	Tyco Electronics Corporation Harrisburg, PA 17105-3608	
DIMENSIONS: mm [INCHES]		DN M FEHER 11AN2002	APPROVED: K RANDOLPH 11AN2002	
TOLERANCES UNLESS OTHERWISE SPECIFIED:		PRODUCT SPEC: 108-2316	APPLICATION SPEC: ⚠	
Ø P/LC ± .	1 P/LC ± .010(.25)	SIZE: A2	CAGE CODE: 00779	DRAWING NO: 1601115
Ø P/LC ± .005(.13)	Ø P/LC ± .	WEIGHT: -	RESTRICTED TO: -	SCALE: 1:4
ANGLE: ± .	FINISH: SEE TABLE	CUSTOMER DRAWING	SHEET: 1 of 1	REV: D2

AMP 1471-B REV 31MMR2000

1601115