

4

3

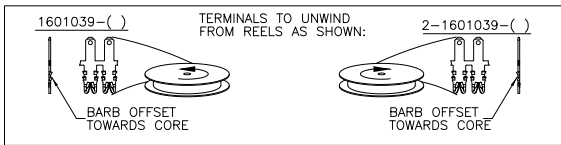
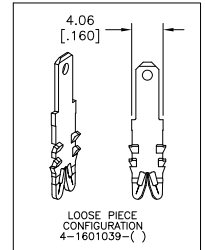
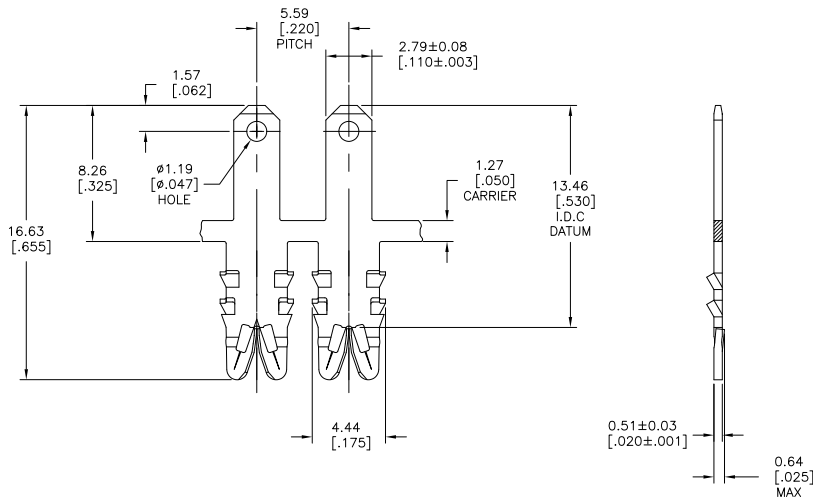
2

1

THIS DRAWING IS UNPUBLISHED. RELEASED FOR PUBLICATION. BY TYCO ELECTRONICS CORPORATION. ALL INTERNATIONAL RIGHTS RESERVED.

LOC	DIST	REVISIONS		
F	LR	DESCRIPTION	DATE	BY
AF	50	REVISED PER ECR-10-013696	19AUG10	HMR GJ

- SPECIFICATIONS:  
MAGNET WIRE #18 - #34 AWG,  
1.02MM (.040)-0.16MM (.006) DIA COPPER.  
OTHER SIZES MAY BE ACCOMMODATED,  
CONSULT TYCO ELECTRONICS FOR APPROVAL.
- POCKET RECOMMENDATION : #1601425
- TERMINAL APPLICATION TO COMPLY WITH  
TYCO ELECTRONICS SPECIFICATION  
#114-13166 FIGURE 9.
- PRELIMINARY - NOT FOR PRODUCTION.
- TWO(2) TERMINALS SHOWN FOR ILLUSTRATION  
PURPOSES ONLY.



PRE TIN PLATE	031-085-002	4-1601039-2
PRE TIN PLATE	131-086-002	2-1601039-2
UNPLATED	131-086-000	2-1601039-1
PRE TIN PLATE	-	△ 1601039-2
UNPLATED	131-085-000	1601039-1
FINISH	REFERENCE PART NUMBER	TE PART NUMBER
THIS DRAWING IS A CONTROLLED DOCUMENT.		
DIMENSIONS: mm [INCHES]		DATE: 11JAN2002
TOLERANCES UNLESS OTHERWISE SPECIFIED:		DATE: 11JAN2002
0 PLG ±	DATE: 11JAN2002	DATE: 11JAN2002
1 PLG ±	DATE: 11JAN2002	DATE: 11JAN2002
2 PLG ±	DATE: 11JAN2002	DATE: 11JAN2002
3 PLG ±	DATE: 11JAN2002	DATE: 11JAN2002
4 PLG ±	DATE: 11JAN2002	DATE: 11JAN2002
ANGLES ± °	DATE: 11JAN2002	DATE: 11JAN2002
MATERIAL: BRASS, FULL HARD	FINISH: SEE TABLE	DATE: 11JAN2002
CUSTOMER DRAWING		DATE: 11JAN2002
SIZE: A2		DATE: 11JAN2002
CASE CODE: 00779		DATE: 11JAN2002
DRAWING NO: C=1601039		DATE: 11JAN2002
RESTRICTED TO: -		DATE: 11JAN2002
SCALE: 6:1		DATE: 11JAN2002
SHEET: 1 of 1		DATE: 11JAN2002
REV: C2		DATE: 11JAN2002

1471-9 (1/08)

1601039

A

REV