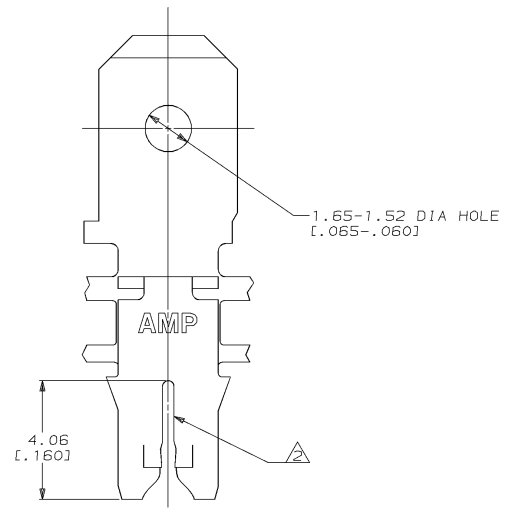
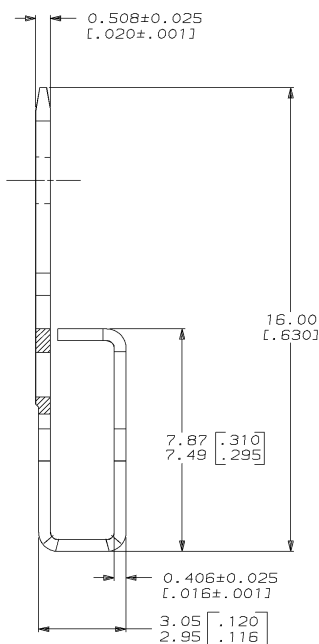
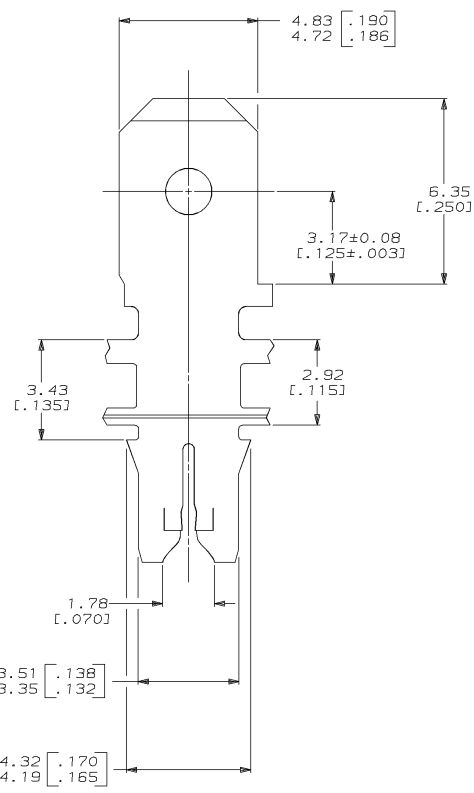
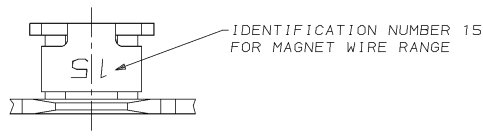


DRAWING MADE IN THIRD ANGLE PROJECTION  
 THIS DRAWING IS UNPUBLISHED. RELEASED FOR PUBLICATION .19  
 © COPYRIGHT 19 BY AMP INCORPORATED. ALL INTERNATIONAL RIGHTS RESERVED.

REVISIONS									
LOC	DIST	P	F	ZONE	LTR	DESCRIPTION	DATE	APPD	HF/NN
AF	50				D	REV LENGTH PER 0710-0034-95			

- 1 CONTINUOUS STRIP ON REELS WITH TERMINALS LOCATED ON 5.59±0.08 [.220±.003] CENTERS. SLOT TERMINATES A SINGLE MAGNET WIRE ONLY. COPPER RANGE: 0.64-0.81mm [#22-#20] AWG.
- 2 AFTER INSERTION INTO PLASTIC HOLDER TAB PORTION MUST BE BENT OVER 45° TO 90° OR POTTED-IN TO PREVENT PULL-OUT WHEN MATING RECEPTACLE IS DISCONNECTED.
- 3 VARNISH RESIST OVER 0.002032 [.000080] MIN TIN PER MIL-T-10727.
- 4 0.002032 [.000080] MIN TIN PER MIL-T-10727.



△	63663-2
△	63663-1
FINISH	PART NO

DO NOT SCALE PRINT. UNLESS SPECIFIED DIMENSIONS IN mm [INCHES] TOLERANCES ON : 2 PLC DEC ± 0.25 (.010) 3 PLC DEC ± - ANGLES ± -		DR 9/3/92 MICHAEL S. FEHER	<b>AMP</b> AMP Incorporated Harrisburg, PA 17105-3608	
MATERIAL H03 PRE-MILLED BRASS		CHK 9/4/92 PHILLIP M. FORTNEY		
FINISH SEE TABLE		APPD 9/15/92 NELSON E. NEFF	NAME <b>TERMINAL, TAB, 4.75 [.187] FASTON™, MAG-MATE™</b>	
APPLICATION SPEC 114-2046		APPD 9/15/92 TERRY L. SHUTTER		
WEIGHT -		PRODUCT SPEC 108-2012	SIZE C 00779	DRAWING NO C-63663
		SCALE 10:1	SHEET 1 OF 1	

THIS DRAWING IS A CONTROLLED DOCUMENT FOR AMP INCORPORATED. IT IS SUBJECT TO CHANGE AND THE CONTROLLING ENGINEERING ORGANIZATION SHOULD BE CONTACTED FOR THE LATEST REVISION.

CUSTOMER DRAWING