

4

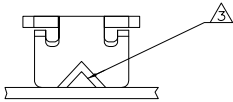
3

2

1

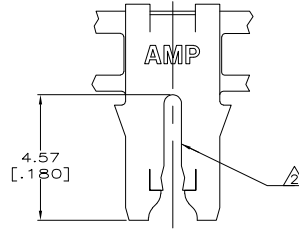
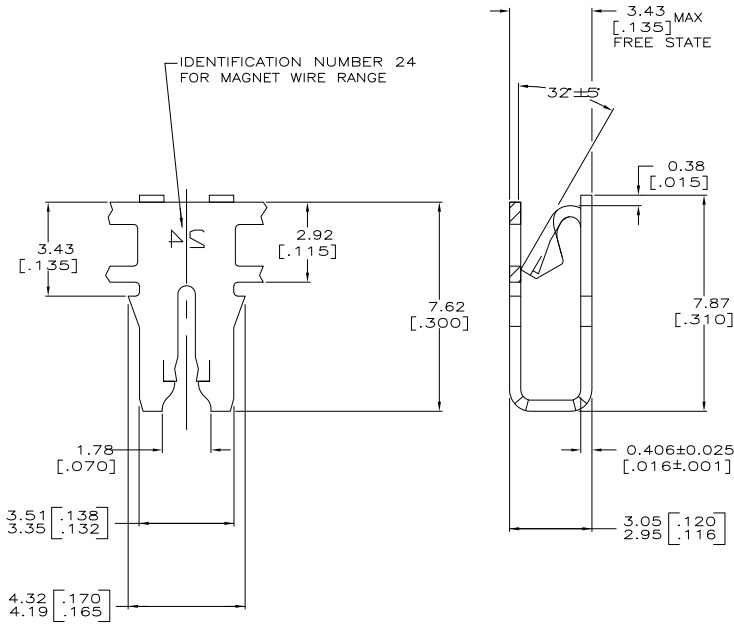
THIS DRAWING IS UNPUBLISHED. RELEASED FOR PUBLICATION  
 © COPYRIGHT BY TYCO ELECTRONICS CORPORATION. ALL RIGHTS RESERVED.

LOC		DIST		REVISIONS			
P	LR	DESCRIPTION	DATE	MIN	APD		
AF	50	S1	REVISED PER ECR-06-011785	18MAY06	MF	KR	



- 1 CONTINUOUS STRIP ON REELS WITH TERMINALS LOCATED ON 5.59±0.08 [.220±.003] CENTERS.
- △ SLOT ACCEPTS 0.80-1.20mm [#20-#16.5] AWG COPPER MAGNET WIRE, A SINGLE WIRE ONLY.
- △ POKE-IN ACCEPTS A 0.50-0.90mm² [#20-#18] AWG SOLID OR FUSED STRANDED LEAD WIRE.
- △ 0.002032 [.000080] MIN TIN PLATE.

IDENTIFICATION NUMBER 24 FOR MAGNET WIRE RANGE



HQ4 PHOSPHOR BRONZE	STANDARD	62833-4
HQ4 PHOSPHOR BRONZE	REVERSED	62833-3
4M BRASS	REVERSED	62833-2
4M BRASS	STANDARD	62833-1
MATERIAL	REELING	PART NO.

THIS DRAWING IS A CONTROLLED DOCUMENT.

DESIGNED BY: R.R. BUCHHEISTER	DATE: 7/25/94	 Tyco Electronics Corporation Harrisburg, PA 17105-3608
CHECKED BY: MS. FEHNER	DATE: 02SEP94	
DRAWN BY: MS. FEHNER	DATE: 02SEP94	NAME: MS. FEHNER
PRODUCT SPEC: 108-2012	APPLICATION SPEC: 114-2046	SIZE: A2
MATERIAL: SEE TABLE	FINISH: -4	CHG CODE: 00779
		DRAWING NO: C-62833
		RESTRICTED TO: -
		SCALE: 10:1
		SHEET: 1 of 1
		REV: S1

CUSTOMER DRAWING

AMP 1471-9 REV 31MM2000

62833

A