

4

3

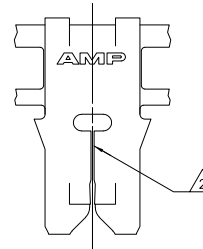
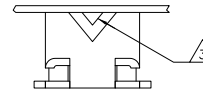
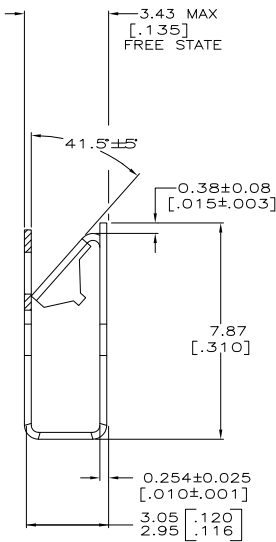
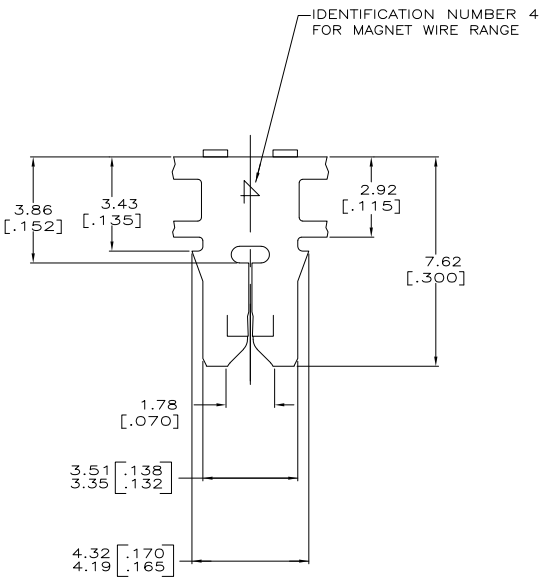
2

1

THIS DRAWING IS UNPUBLISHED. RELEASED FOR PUBLICATION
 © COPYRIGHT BY TYCO ELECTRONICS CORPORATION. ALL RIGHTS RESERVED.

LOC		DIBT		REVISIONS			
P	LTR	DESCRIPTION	DATE	BY	APPD		
AF	50	Z1	REVISED PER ECR-07-010057	07MAY07	HMR	KR	

- 1 CONTINUOUS STRIP ON REELS WITH TERMINALS LOCATED ON 5.59±0.08 [.220±.003] CENTERS.
- △2 SLOT ACCEPTS 0.18-0.23mm [#33-#31] AWG COPPER MAGNET WIRE. 2 WIRES OF THE SAME SIZE PER SLOT.
- △3 POKE-IN ACCEPTS A 0.50-0.90mm [#20-#18] AWG SOLID OR FUSED STRANDED LEAD WIRE.
- △4 SPECIAL REEL QUANTITY - AMP SPAIN PRODUCTION ONLY.
- △5 PRELIMINARY - NOT FOR PRODUCTION.



PAPER SPLICE	WITH PAPER	0.002032	[.000080]	MIN TIN PLATE	4M BRASS	△5	62431-6
WELD SPLICE	WITH PAPER	0.002032	[.000080]	MIN TIN PLATE	4M BRASS	△4	62431-5
WELD SPLICE	PLASTIC REEL W/ PAPER			UNPLATED	4M BRASS		62431-2
WELD SPLICE	WITH PAPER	0.002032	[.000080]	MIN TIN PLATE	4M BRASS		62431-1
SPLICE	REELING			FINISH	MATERIAL		PART NO

THIS DRAWING IS A CONTROLLED DOCUMENT.		DR: R.R. BUCHHEISTER, JR. 22/03/04	Tyco Electronics Corporation	
		CR: MICHAEL S. FEHLER 24/03/04	Harrisburg, Pa 17105-3608	
		APPC: NELSON E. NEFF 27/03/04	Tyco Electronics	
DIMENSIONS: INCHES		PRODUCT SPEC: 108-2012	TERMINAL, POKE-IN, 300 SERIES MAG-MATE™	
OTHER DIMENSIONS: 0.125 (010)		APPLICATION SPEC: 114-2046	SIZE: A2	CAGE CODE: 00779
MATERIAL: SEE TABLE		FINISH: SEE TABLE	DRAWING NO: 62431	RESTRICTED TO: -
		CUSTOMER DRAWING	SCALE: 10:1	SHEET: 1 OF 1 REV: Z1

AMP 1471-9 REV 31MM2000

62431

A