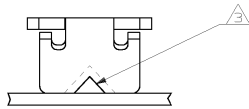


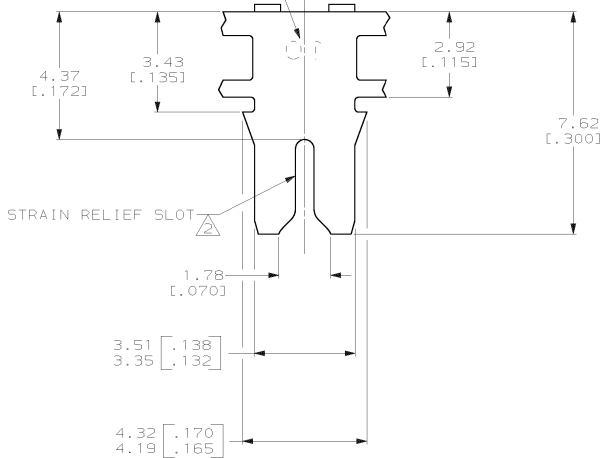
THIS DRAWING IS UNPUBLISHED. RELEASED FOR PUBLICATION 19  
 © COPYRIGHT 19 BY AMP INCORPORATED. ALL INTERNATIONAL RIGHTS RESERVED.

LOC	DIST	P	F	ZONE	LTR	REVISIONS	DATE	APPO
AF	50				A	REVISED PER 063A-0451-00	24JUL00	MF-KR

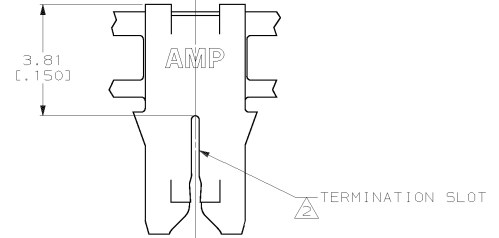
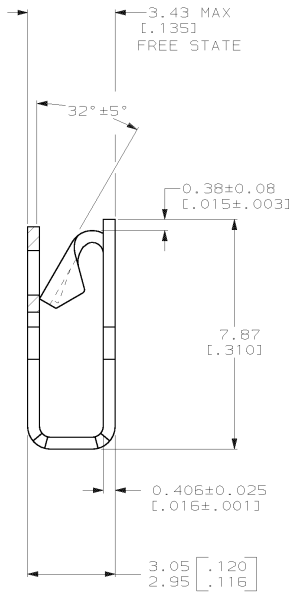
- CONTINUOUS STRIP ON REELS WITH TERMINALS LOCATED ON  $5.59 \pm 0.08$  [1.220 ± .003] CENTERS.
- SLOT ACCEPTS  $0.36 - 0.57\text{mm}$  [#27-#23] AWG COPPER MAGNET WIRE. A SINGLE WIRE ONLY.
- POKE-IN ACCEPTS A  $0.50 - 0.90\text{mm}^2$  [#20-#18] AWG SOLID OR FUSED STRANDED LEAD WIRE.



IDENTIFICATION NUMBER 10 FOR MAGNET WIRE RANGE



STRAIN RELIEF SLOT



63789-1  
PART NO

DO NOT SCALE PRINT. UNLESS SPECIFIED DIMENSIONS IN mm (INCHES) TOLERANCES ON: 2 PLG DEC ± 0.25 (.010) 3 PLG DEC ± - ANGLES ± -	DR 2/JUN/94 RAYMOND R. BUCHHEISTER JR.	AMP Incorporated Harrisburg, PA 17105-3608
MATERIAL 4M BRASS	CHK 2/JUN/94 MICHAEL S. FEHER APPD 2/JUN/94 KURT A. RANDOLPH	
FINISH 0.002032 [.000080] MIN TIN PLATE	APPD 2/JUN/94 TERRY L. SHUTTER PRODUCT SPEC 108-2012	NAME <b>TERMINAL, POKE-IN, 300 SERIES MAG-MATE™</b>
	APPLICATION SPEC 114-2046	SIZE CAGE CODE DRAWING NO C 00779 C-63789
	WEIGHT -	SCALE 10:1 SHEET 1 OF 1

THIS DRAWING IS A CONTROLLED DOCUMENT FOR AMP INCORPORATED. IT IS SUBJECT TO CHANGE AND THE CONTROLLING ENGINEERING ORGANIZATION SHOULD BE CONTACTED FOR THE LATEST REVISION.

CUSTOMER DRAWING

63789

A