

4

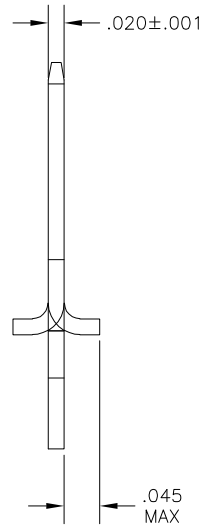
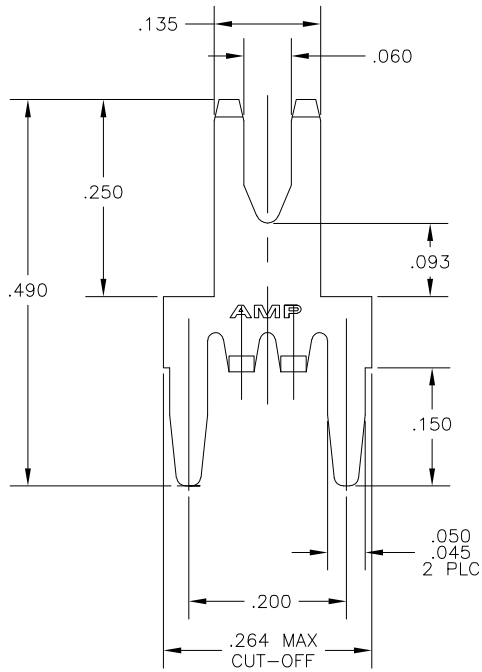
3

2

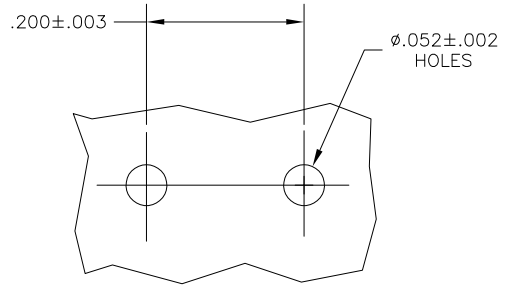
1

THIS DRAWING IS UNPUBLISHED. RELEASED FOR PUBLICATION
 © COPYRIGHT - BY TYCO ELECTRONICS CORPORATION. ALL RIGHTS RESERVED.

LOC	DIST	REVISIONS			
P	LTR	DESCRIPTION	DATE	DWN	APVD
AF	50	B	REV PER ECR 06-001838	27FEB06	JR KR



1 SUPPLIED IN LOOSE PIECE
 TIN PLATE .000150 MIN OVER
 .000100 MIN THK COPPER OR
 TIN PLATE .000150 MIN OVER
 .000050 MIN NICKEL.



P.C. BOARD HOLE PATTERN

1217041-1
 PART NO.

THIS DRAWING IS A CONTROLLED DOCUMENT.		DWN JR RUTH 21MAR01	Tyco Electronics Corporation Harrisburg, PA 17105-3608													
DIMENSIONS: INCHES		CHK MS FEHER 13FEB01	APVD N DEIBERT 13FEB01													
TOLERANCES UNLESS OTHERWISE SPECIFIED:		NAME TAB, POK-IN, P.C. BOARD MOUNTED														
<table border="1"> <tr><td>0 PLC</td><td>± -</td></tr> <tr><td>1 PLC</td><td>± -</td></tr> <tr><td>2 PLC</td><td>± .010</td></tr> <tr><td>3 PLC</td><td>± -</td></tr> <tr><td>4 PLC</td><td>± -</td></tr> <tr><td>ANGLES</td><td>± -</td></tr> </table>		0 PLC	± -	1 PLC	± -	2 PLC	± .010	3 PLC	± -	4 PLC	± -	ANGLES	± -	APPLICATION SPEC 114-2112		
0 PLC	± -															
1 PLC	± -															
2 PLC	± .010															
3 PLC	± -															
4 PLC	± -															
ANGLES	± -															
MATERIAL 082 BRASS	FINISH -Z	WEIGHT -	SIZE A3	CAGE CODE 00779												
		DRAWING NO C=1217041	RESTRICTED TO -													
		CUSTOMER DRAWING	SCALE 8:1	SHEET 1 of 1												
			REV B													

AMP 1470-19 REV 31MAR2000