

4

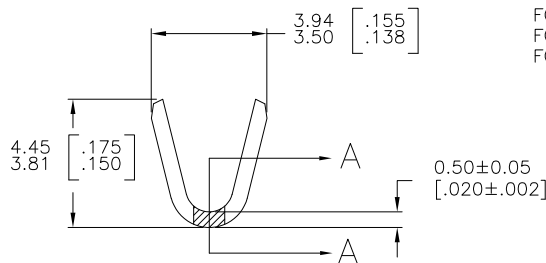
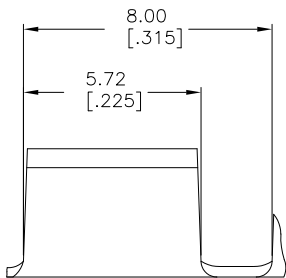
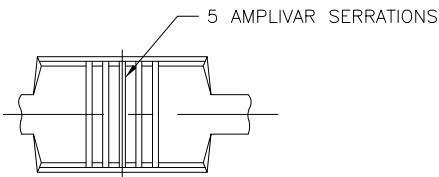
3

2

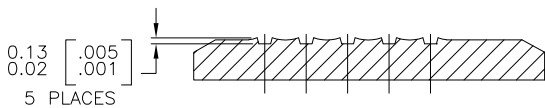
1

THIS DRAWING IS UNPUBLISHED. RELEASED FOR PUBLICATION
 © COPYRIGHT - BY TYCO ELECTRONICS CORPORATION. ALL RIGHTS RESERVED.

LOC	DIST	REVISIONS			
P	LTR	DESCRIPTION	DATE	DWN	APVD
	F2	REVISED PER ECR-07-018788	20AUG07	HMR	GP



- CONTINUOUS STRIP ON REELS.
- DIMENSIONS IN BRACKETS ARE IN INCHES.
- FOR ADDITIONAL INFORMATION, SEE APPLICATION SPEC. 114-2008.
- WIRE RANGE: 1500-5000 CMA.
- CRIMP WIDTH: .110 F TYPE (AMPLIVAR THRU)
 CRIMP HEIGHT (±.002)=(TOTAL CMA+10,700)/193,400
 GENERAL APPLICATION GUIDELINES MUST BE FOLLOWED AS SPECIFIED IN CATALOG #82221
 FOR APPLICATOR INFORMATION CALL:1-800-722-1111
 FOR PRODUCT INFORMATION CALL:1-800-522-6752



OBSOLETE	TIN PLATE	PH BRZ	42776-4
OBSOLETE	-	PH BRZ	42776-3
OBSOLETE	TIN PLATE	BRASS	42776-2
	-	BRASS	42776-1
	FINISH	MATERIAL	PART NO

SECTION A-A
 SCALE 20:1

THIS DRAWING IS A CONTROLLED DOCUMENT.		DWN	RAGHAVENDRA	05JUL06	Tyco Electronics Corporation Harrisburg, PA 17105-3608
DIMENSIONS: mm [INCHES]		CHK	G.D.PORTA	05JUL06	
TOLERANCES UNLESS OTHERWISE SPECIFIED: 0 PLC ± - 1 PLC ± - 2 PLC ± - 3 PLC ± 0.38 [.015] 4 PLC ± - ANGLES ± 1° 0'		APVD	G.D.PORTA	05JUL06	
MATERIAL SEE TABLE		PRODUCT SPEC	NAME		
FINISH SEE TABLE		APPLICATION SPEC	SPLICE, AMPLIVAR		
		WEIGHT	SIZE CAGE CODE DRAWING NO		RESTRICTED TO
			A3 00779 C-42776		
		CUSTOMER DRAWING		SCALE 8:1	SHEET 1 OF 1 REV F2