

4

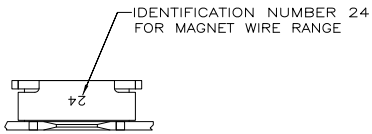
3

2

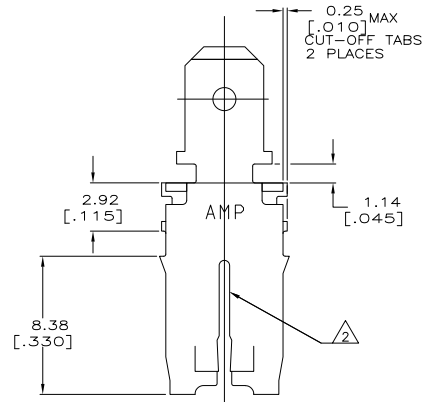
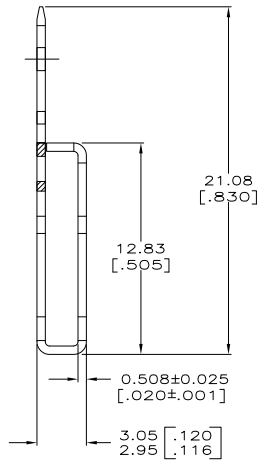
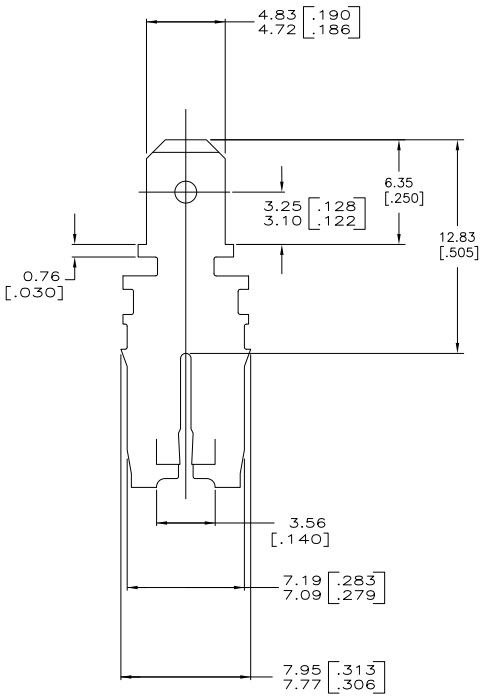
1

THIS DRAWING IS UNPUBLISHED. RELEASED FOR PUBLICATION.  
 © COPYRIGHT BY TYCO ELECTRONICS CORPORATION. ALL INTERNATIONAL RIGHTS RESERVED.

LOC	DIST	REVISIONS		
F	LNK	DESCRIPTION	DATE	BY
AF	50			
	A2	REVISED PER ECR-09-022341	20OCT09	HMR KR



- 1 VARNISH RESIST OVER 0.002032 [.000080] MIN TIN.
- 2 SLOT ACCEPTS 0.91-1.15mm [#19-#17] AWG COPPER MAGNET WIRE. 2 WIRES OF THE SAME SIZE MAX PER SLOT.
- 3 AFTER INSERTION INTO PLASTIC HOLDER TAB PORTION MUST BE BENT OVER 45° TO 90° OR POTTED-IN TO PREVENT PULL-OUT WHEN MATING RECEPTACLE IS DISCONNECTED.



LOOSE PIECE	63643-1
TYPE	PART NO.

THIS DRAWING IS A CONTROLLED DOCUMENT.		DW MICHAEL S. FEHER 2/7/92	Tyco Electronics Corporation	
		CHK JEFF R. RUTH 3/9/92	Harrisburg, PA 17105-3608	
DIMENSIONS: mm [INCHES]		APPC NELSON E. NEFF 3/11/92	TAB, 4.75 [.187] FASTON™ MAG-MATE™	
TOLERANCES UNLESS OTHERWISE SPECIFIED:		PRODUCT SPEC: 108-2012	SIZE CASE CODE DRAWING NO	
0 PLG ± -	1 PLG ± -	APPLICATION SPEC: 114-2066	RESTRICTED TO	
2 PLG ± 0.25 (.010)	3 PLG ± -	WEIGHT -	A2 00779 C=63643	
4 PLG ± -	ANGLES ± -	CUSTOMER DRAWING	SCALE 6:1 SHEET 1 of 1 REV A2	
MATERIAL: 4M BRASS	FINISH: △			

1471-9 (1/08)

63643

A