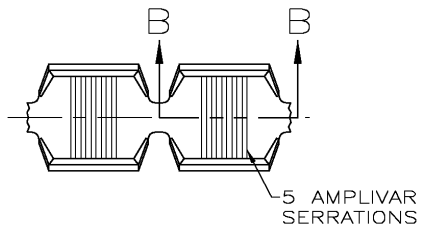
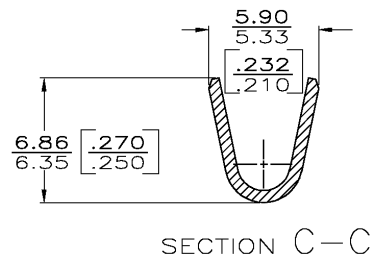
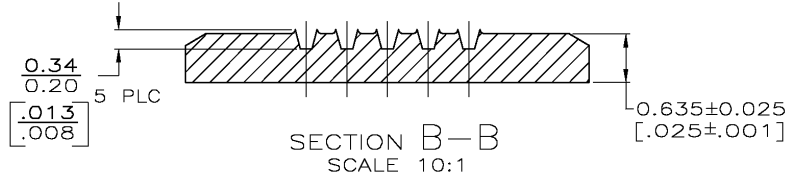
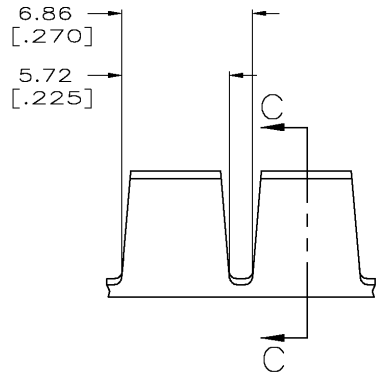


THIS DRAWING IS UNPUBLISHED. RELEASED FOR PUBLICATION
 © COPYRIGHT BY TYCO ELECTRONICS CORPORATION. ALL RIGHTS RESERVED.

LOC	DIST	REVISIONS			
P	LTR	DESCRIPTION	DATE	DWN	APVD
AF	50	E	REVISED PER OG3A-0770-02	17JAN03	MF GP



1 CONTINUOUS STRIP ON REELS
 2 CRIMP WIDTH: .180 F TYPE (AMPLIVAR THRU)
 CRIMP HEIGHT (± 0.002) = (TOTAL CMA + 23,000) / 312,500
 GENERAL APPLICATION GUIDELINES MUST BE FOLLOWED AS SPECIFIED IN CATALOG #82221
 FOR APPLICATOR INFORMATION CALL: 1-800-722-1111
 FOR PRODUCT INFORMATION CALL: 1-800-522-6752



THIS DRAWING IS A CONTROLLED DOCUMENT.		DWN P FORTNEY 11/27/89	7000-13000 CMA		41770
DIMENSIONS: mm [INCHES]		CHK MS FEHER 11/29/89	WIRE SIZE		PART NUMBER
TOLERANCES UNLESS OTHERWISE SPECIFIED: T		APVD D.SCHWENK 11/29/89	Tyco Electronics Corporation Harrisburg, PA 17105-3608		
0 PLC ± - 1 PLC ± - 2 PLC ± - 3 PLC ± 0.38 [.015] 4 PLC ± - ANGLES ± -		NAME D.SCHWENK	SPLICE, AMPLIVAR		
MATERIAL #2 HARD BRASS	FINISH -	APPLICATION SPEC 114-2009	SIZE A3	CAGE CODE 00779	DRAWING NO C=41770
CUSTOMER DRAWING			RESTRICTED TO -	SCALE 5:1	SHEET 1 OF 1 REV E

AMP 1470-19 REV 31MAR2000