

4

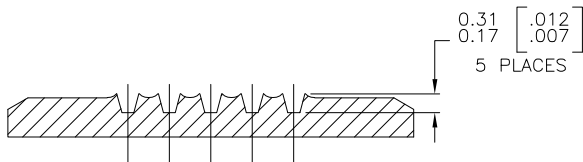
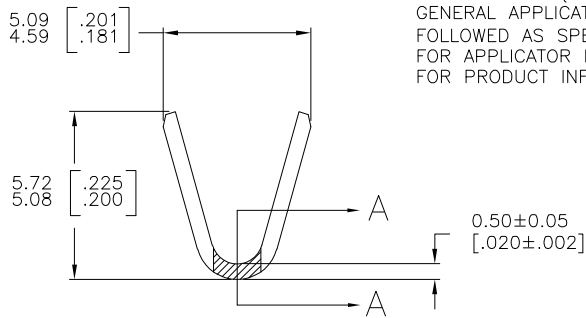
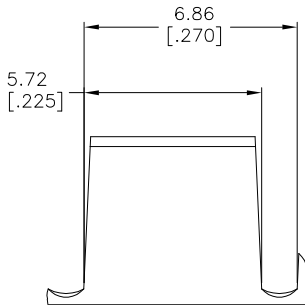
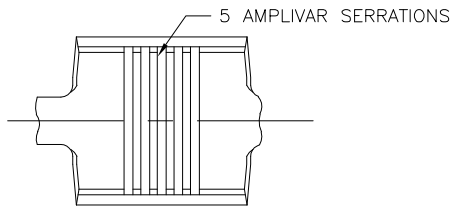
3

2

1

THIS DRAWING IS UNPUBLISHED. RELEASED FOR PUBLICATION
 © COPYRIGHT - BY TYCO ELECTRONICS CORPORATION. ALL RIGHTS RESERVED.

LOC		DIST		REVISIONS			
P	LTR	DESCRIPTION		DATE	DWN	APVD	
B1		ECR-06-023927 (REDRAWN IN AUTOCAD)		05JUL06	HMR	GP	



SECTION A-A
SCALE 20:1

- 1 CONTINUOUS STRIP ON REELS.
- 2 DIMENSIONS IN BRACKETS ARE IN INCHES.
- 3 FOR ADDITIONAL INFORMATION, SEE APPLICATION SPEC. 114-2009.
- 4 WIRE RANGE: 3000-7000 CMA.
- 5 CRIMP WIDTH: .140 F TYPE (AMPLIVAR THRU)
 CRIMP HEIGHT (±.002)=(TOTAL CMA+14,600)/243,900
 GENERAL APPLICATION GUIDELINES MUST BE FOLLOWED AS SPECIFIED IN CATALOG #82221
 FOR APPLICATOR INFORMATION CALL: 1-800-722-1111
 FOR PRODUCT INFORMATION CALL: 1-800-522-6752

41900
PART NO

THIS DRAWING IS A CONTROLLED DOCUMENT.		DWN	05JUL06	Tyco Electronics Corporation Harrisburg, PA 17105-3608	
DIMENSIONS: mm [INCHES]		CHK	RAGHAVENDRA	NAME	
TOLERANCES UNLESS OTHERWISE SPECIFIED:		APVD	G.D.PORTA	PRODUCT SPEC	
0 PLC ± -		PRODUCT SPEC		APPLICATION SPEC	
1 PLC ± -		APPLICATION SPEC		RESTRICTED TO	
2 PLC ± -		WEIGHT		SIZE	
3 PLC ± 0.38 [.015]		A3 00779		CAGE CODE	
4 PLC ± -		C=41900		DRAWING NO	
ANGLES ± 1° 0'		CUSTOMER DRAWING		SCALE	
MATERIAL	FINISH	SCALE		SHEET	
BRASS	TIN PLATE	8:1		1 OF 1	
				REV	
				B1	