

4

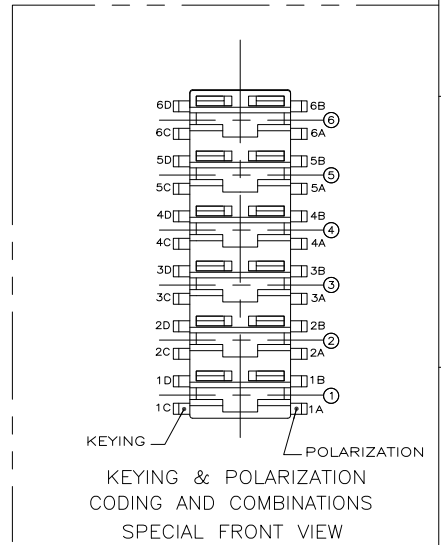
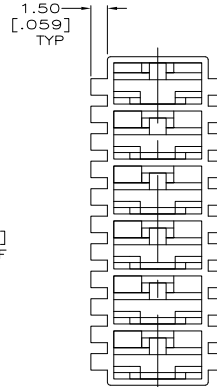
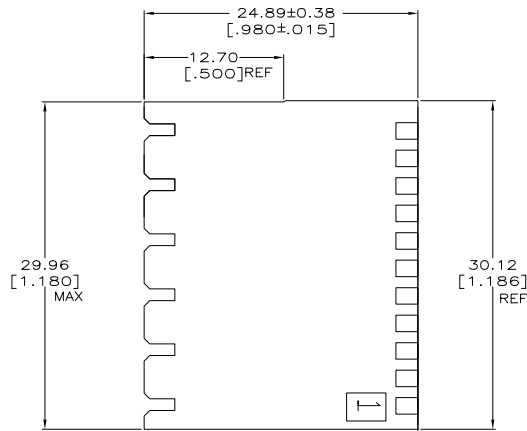
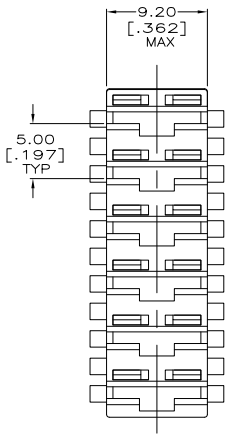
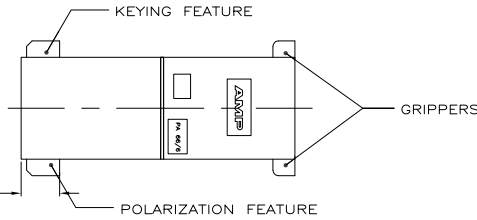
3

2

1

THIS DRAWING IS UNPUBLISHED. RELEASED FOR PUBLICATION. BY TYCO ELECTRONICS CORPORATION. ALL RIGHTS RESERVED.

LOC	DIST	REVISIONS			
F	LNK	DESCRIPTION	DATE	BY	APP'D
AF	50	REVISED PER ECR-07-024513	18OCT07	JR	RL



- ACCEPTS RECEPTACLE CONTACTS 1217378 (#18-#22 AWG SINGLE WIRE), 1217094 (#18-#14 AWG SINGLE WIRE) AND 1217095 (TWO #18'S OR TWO #16'S OR A #16 + #18 COMBINATION).
- FRONT AND BACK VIEWS SHOW ONLY THE GRIPPERS. FOR KEYING AND POLARIZATION FEATURES, SEE SPECIAL FRONT VIEW.

PRELIMINARY - NOT FOR PRODUCTION

---	BLUE	NONE	NONE	3	521208-6
---	NATURAL	5C	3B,4A,5B,6A		521208-5
---	BLUE	2C,3D	2B		521208-4
06-A	NATURAL	3C,6D	1B	3	521208-3
---	BLUE	5C	3B,4A,5B,6A	3	521208-2
06-A	BLUE	3C,6D	1B		521208-1
RAST 5 DESIGNATION	FINISH/COLOR	KEYING FEATURE	POLARIZATION FEATURE		PART NUMBER

THIS DRAWING IS A CONTROLLED DOCUMENT.		DRN	JR RUTH	10/20/98	Tyco Electronics Corporation Harrisburg, PA 17105-3608	
DIMENSIONS: mm		CHK	JC FEHER	10/20/98	NAME	
TOLERANCES UNLESS OTHERWISE SPECIFIED:		APP'D	F HOWARD	10/20/98	PRODUCT SPEC	
0 PLC ± .010		APPLICATION SPEC		SIZE CASE CODE DRAWING NO		
1 PLC ± .015		WEIGHT		RESTRICTED TO		
2 PLC ± .025 (.010)		CUSTOMER DRAWING		A2 00779 C=521208		
3 PLC ± .030		SCALE		4:1 SHEET 1 of 1 REV J2		
4 PLC ± .040		SEE TABLE				
MATERIAL 66/6 NYLON						
FINISH						

AMP 1471-9 REV 31MM2000

521208

A