

4

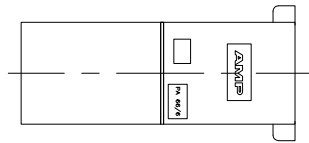
3

2

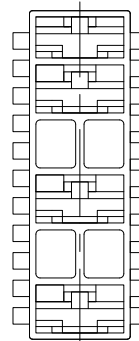
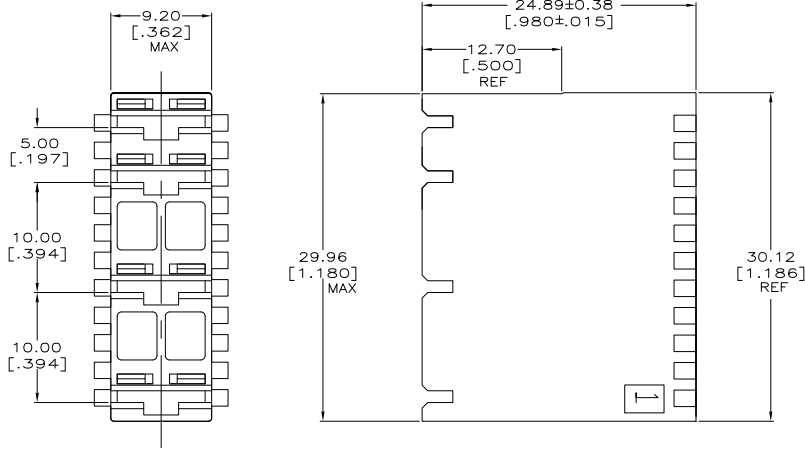
1

THIS DRAWING IS UNPUBLISHED. RELEASED FOR PUBLICATION
 BY TYCO ELECTRONICS CORPORATION. ALL RIGHTS RESERVED.

LOC	DIST	REVISIONS			
F	LR	DESCRIPTION	DATE	BY	APP'D
AF	50	C1	REVISED PER ECR-07-010486	16MAY07	HMR RL



- 1 ACCEPTS RECEPTACLE CONTACTS 1217378(#18-#22 AWG SINGLE WIRE), 1217094(#18-#14 AWG SINGLE WIRE) AND 1217095 (TWO #18'S OR TWO #16'S OR A #16 + #18 COMBINATION).
- 2 FRONT AND BACK VIEWS SHOW ONLY THE GRIPPERS. FOR KEYING AND POLARIZATION FEATURES, SEE SPECIAL FRONT VIEW.
- 3 TAB SHOULDER SLOTS OPTIONAL ON BOTH SIDES OF DUMMY CIRCUITS.



FINISH/COLOR	BLUE	KEYING FEATURE	NONE	POLARIZATION FEATURES	NONE	PART NO.	521435-1
THIS DRAWING IS A CONTROLLED DOCUMENT.		DRW	J.R. RUTH	180CT01	Tyco Electronics Corporation Harrisburg, Pa 17105-3608		
DIMENSIONS:	mm	CHK	N. DEIBERT	180CT01	APCD	HOUSING, RECEPT, POSITIVE-LOCK, MKIII, 6.35 [.250] SERIES, 6 POSITION/4CIRCUIT	
DIMENSIONS UNLESS OTHERWISE SPECIFIED: 0 PLG ± - 1 PLG ± - 2 PLG ± 0.25 (.010) 3 PLG ± - 4 PLG ± - ANGLES ± -		APPLICATION SPEC	-		SIZE	A2	00779
MATERIAL	66/6 NYLON	WEIGHT	-		CAGE CODE	C=521435	
FINISH	SEE TABLE	CUSTOMER DRAWING	-		SCALE	4:1	SHEET 1 OF 1 REV C1

AMP 1471-9 REV 31MM2000

521435

A