

4

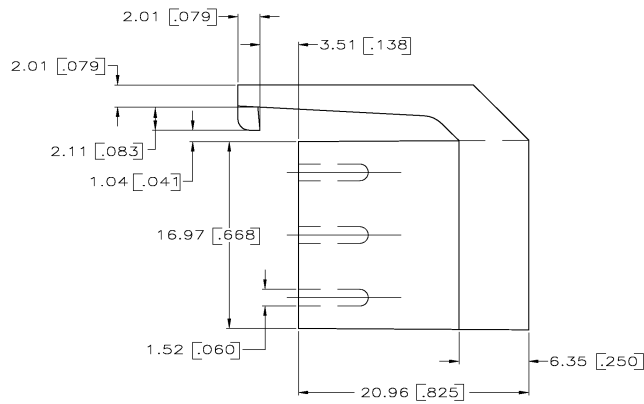
3

2

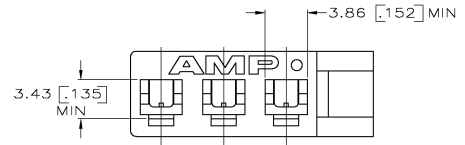
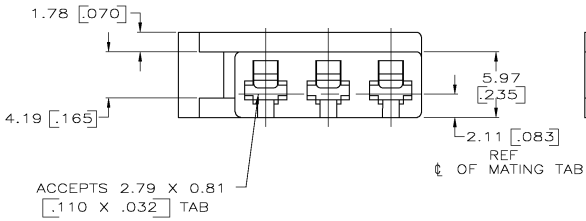
1

THIS DRAWING IS UNPUBLISHED. RELEASED FOR PUBLICATION. COPYRIGHT BY TYCO ELECTRONICS CORPORATION. ALL RIGHTS RESERVED.

LOC		DIBT		REVISIONS			
P	LTR	DESCRIPTION	DATE	BY	APP'D		
AF	50	G	REV PER 063A-0145-05	28/FEB/05	JR	PD	



- 1 DIMENSIONS IN BRACKETS ARE IN INCHES
- 2 TERMINAL RETENTION 12 LBS MINIMUM AS MEASURED WITH GAGE #100716-147.



OBSOLETE	BLACK	6/6 NYLON	520312-2
	NATURAL	6/6 NYLON	520312-1
	FINISH	MATERIAL	PART NO.

THIS DRAWING IS A CONTROLLED DOCUMENT.		DRW	JR_RUTH	5/25/99	Tyco Electronics Corporation Harrisburg, Pa 17105-3608
DIMENSIONS: INCHES		CHK	MS_FRIER	5/25/99	
TOLERANCES UNLESS OTHERWISE SPECIFIED:		APP'D	JF_DESANTIS	5/25/99	HOUSING, RECEPTACLE, FASTON, .110 SERIES
Ø .015		FINISH			
MATERIAL: SEE TABLE		APPLICATION SPEC			RESTRICTED TO
FINISH: SEE TABLE		WEIGHT			A2 00779 C-520312
		CUSTOMER DRAWING			SCALE: 4:1 SHEET 1 OF 1 REV G