

4

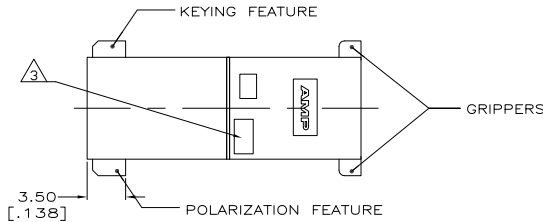
3

2

1

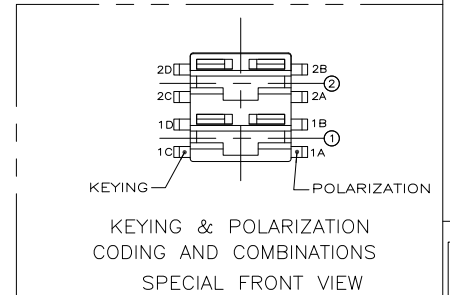
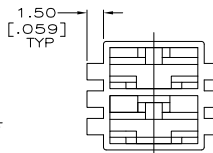
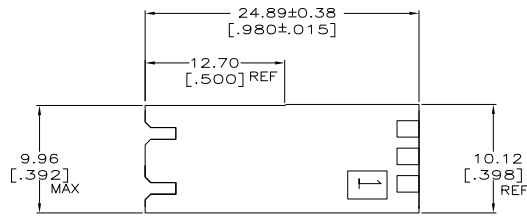
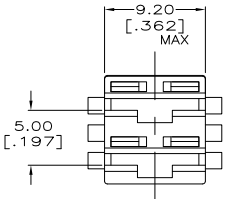
THIS DRAWING IS UNPUBLISHED. RELEASED FOR PUBLICATION. ALL RIGHTS RESERVED.

LOC	DIST	REVISIONS			
F	LR	DESCRIPTION	DATE	BY	APPD
AF	50	REVISED PER ECO-11-004917	11MAR11	RK	HMR



- 1 ACCEPTS RECEPTACLE CONTACTS 1217378(#18-#22 AWG SINGLE WIRE), 1217094(#18-#14 AWG SINGLE WIRE) AND 1217095 (TWO #18'S OR TWO #16'S OR A #16 + #18 COMBINATION).
- 2 FRONT AND BACK VIEWS SHOW ONLY THE GRIPPERS. FOR KEYING AND POLARIZATION FEATURES, SEE SPECIAL FRONT VIEW.

- △ DFE SYMBOL
- △ PRELIMINARY - NOT FOR PRODUCTION



PA 66/6	02-A	NATURAL	1C,2D	1B & 2A	△ 1-521204-2
PA 6	02-A	NATURAL	1C,2D	1B & 2A	△ 1-521204-1
PA 66/6	-	BLUE	1C,2D	1A,1B,2A,2B	△ 1-521204-0
PA 66/6	02-C	BLUE	1C,2D	2A	△ 521204-9
PA 66/6	02-K	BLUE	1C	1A & 2A	△ 521204-8
PA 66/6	02-B	BLUE	1C	1A & 2B	△ 521204-7
PA 66/6	02-A	BLUE	1C,2D	1B & 2A	521204-6
PA 66/6	-	BLUE	NONE	NONE	521204-5
PA 66/6	-	NATURAL	1D	1A & 2B	△ 521204-4
PA 66/6	02-E	NATURAL	2D	1A & 2B	△ 521204-3
PA 66/6	-	BLUE	1D	1A & 2B	521204-2
PA 66/6	02-E	BLUE	2D	1A & 2B	521204-1

△ DFE SYMBOL	RAST CONFIGURATION	FINISH/COLOR	KEYING FEATURE	POLARIZATION FEATURES	PART NO.
THIS DRAWING IS A CONTROLLED DOCUMENT.			DRN: J.R. RUTH 10/20/98	TE Connectivity	
DIMENSIONS: mm			CHK: M.S. FEUER 10/20/98	APPC: J. GILLESPIE 10/20/98	
TOLERANCES UNLESS OTHERWISE SPECIFIED:			PRODUCT SPEC:	NAME: HOUSING, RECEPT, POSITIVE-LOCK, MKIII, 6.35 [250] SERIES, 2 POSITION	
0 PLG ± -			APPLICATION SPEC:	SIZE: CASE CODE: DRAWING NO: A2 00779 C=521204	
1 PLG ± -			WEIGHT:	RESTRICTED TO: -	
2 PLG ± -			FINISH:	SCALE: 4:1 SHEET 1 of 1 REV: R5	
3 PLG ± -			MATERIAL: NYLON		
4 PLG ± -			SEE TABLE		
ANGLES ± -			CUSTOMER DRAWING		