

4

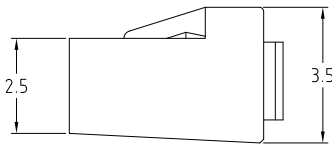
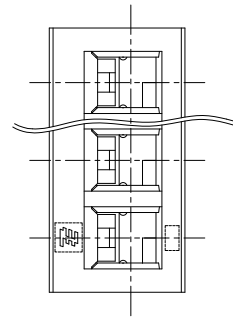
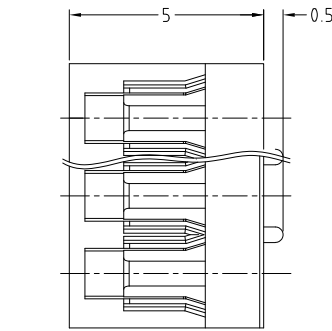
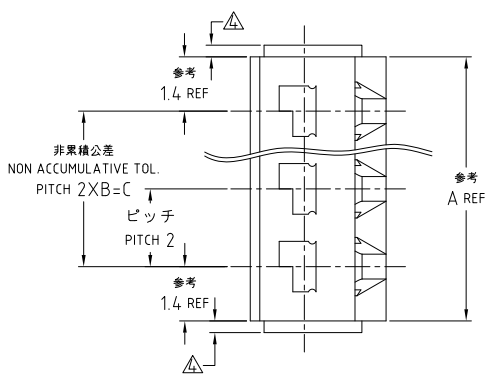
3

2

1

THIS DRAWING IS UNPUBLISHED. RELEASED FOR PUBLICATION  
 COPYRIGHT - BY TYCO ELECTRONICS CORPORATION. ALL RIGHTS RESERVED.

LOC	DIST	REVISIONS					
J	-	P	LTR	DESCRIPTION	DATE	DWN	APVD
		D		REVISED PER ECR-10-013235	02JUL10	HMR	TM



注記

1. 使用端子型番：172781,172782
  2. 一般公差：±0.4
  3. 取扱説明書：IS-207J,IS208J
- △ カutting端：0.4最大

NOTES

1. APPLICABLE CONTACT：172781,172782
  2. GENERAL TOLERANCE：±0.4
  3. INSTRUCTION SHEET：IS-207J,IS208J
- △ CUTTING END：0.4MAX

OBsolete	-15	30.0	42	24				1	-5
	12	24.8	11	22				1-	-2
OBsolete	-10	20.0	9	10				1	0-
OBsolete	-9	10.0	0	16					9-
	8	16.8	7	14					-8
	7	14.8	6	12					-7
	6	12.8	5	10					-6
	5	10.8	4	8					-5
	4	8.8	3	6					-4
	3	6.8	2	4					-3
	2	4.8	1	2			NATURAL (自然色)		172890-2
極数	寸法			色調		型番			
POS	DIMENSION			COLOR		P/N			

THIS DRAWING IS A CONTROLLED DOCUMENT.		DWN	15NOV2007		Tyco Electronics Corporation		
		CHK	15NOV2007		Kawasaki, Japan		
DIMENSIONS: 単位：mm		S.MANABE		NAME		Tyco Electronics	
TOLERANCES UNLESS OTHERWISE SPECIFIED: 一般公差		S.MANABE		APVD		15NOV2007	
0 PLC ±		PRODUCT SPEC		SIZE		DRAWING NO	
1 PLC ±		製品規格		CAGE CODE		番号	
2 PLC ±		108-5163		A3		00779	
3 PLC ±		APPLICATION SPEC		C		172890	
4 PLC ±		取付適用規格		SCALE		SHEET	
ANGLES ±		WEIGHT		10:1		1 OF 1	
FINISH 仕上		CUSTOMER DRAWING		REV		D	
MATERIAL 66Fアイロン (UL94V-0) 66NYLON (UL94V-0)							