

4

3

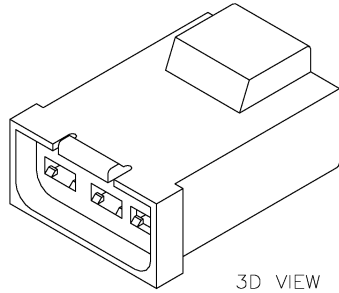
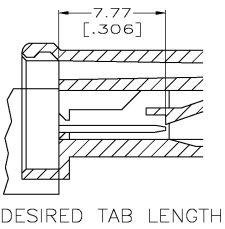
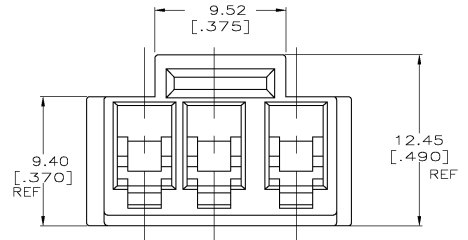
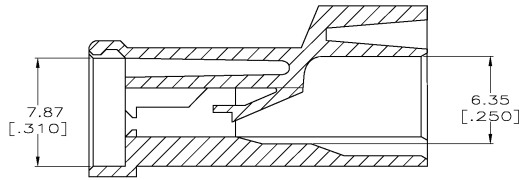
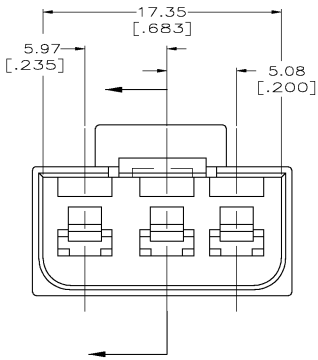
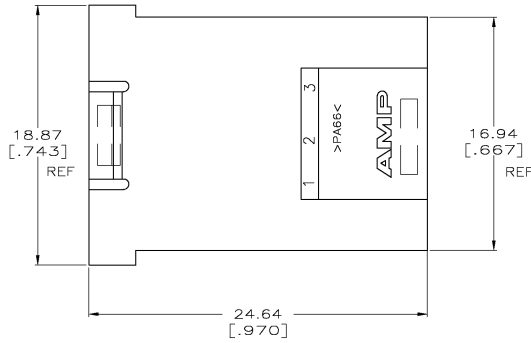
2

1

THIS DRAWING IS UNPUBLISHED. RELEASED FOR PUBLICATION. BY TYCO ELECTRONICS CORPORATION. ALL RIGHTS RESERVED.

LOC	DIST	REVISIONS			
P	LTR	DESCRIPTION	DATE	BY	APP'D
AF	50				
F		REVISED PER DG3A-0971-04	16FEB05	JR	PD

1 USE TERMINAL # 1217345 FOR TWO #18 AWG WIRES.



3D VIEW

521307-1

PART NUMBER

THIS DRAWING IS A CONTROLLED DOCUMENT.		DWG: MICHAEL S. FEUER 090C2003 CHK: JEFF R. RUTH 090C2003 APP: PETE DESANTIS 090C2003 PRODUCT SPEC:	<b>Tyco Electronics</b> Tyco Electronics Corporation Harrisburg, PA 17105-3608
DIMENSIONS: mm (INCHES) 0 DEC 0.000 1 DEC 0.000 2 DEC 0.000 3 DEC 0.000 4 DEC 0.000 ANGLES: 0.000	MATERIAL: 6/6 NYLON FINISH: NATURAL	HOUSING, RECEPTACLE, FASTON, 2.79 [.110] SERIES APPLICATION SPEC: -- WEIGHT: --	SHEET: A2 CASE CODE: 00779 DRAWING NO: 521307 RESTRICTED TO: --
CUSTOMER DRAWING		SCALE: 5:1	SHEET: 1 OF 1 REV: F