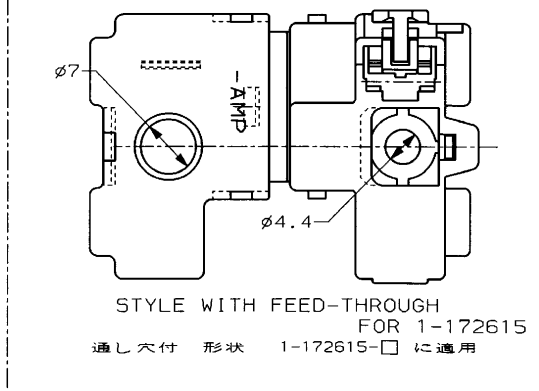
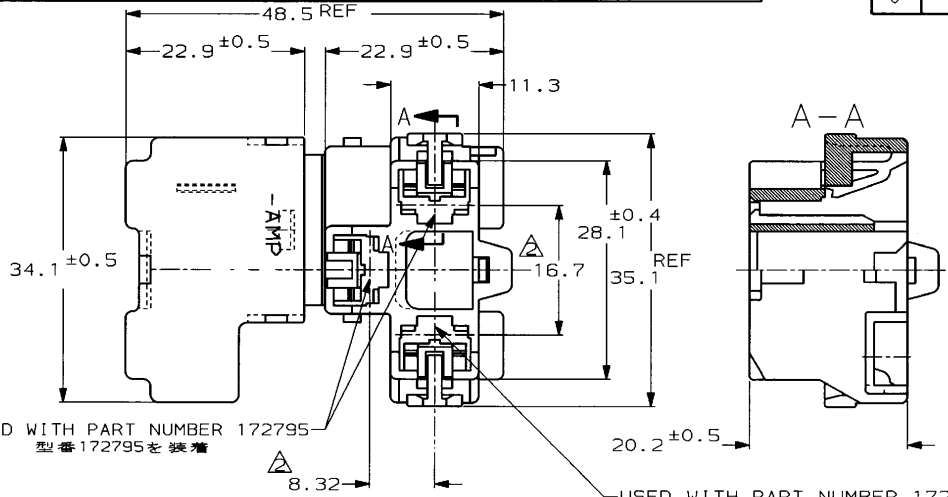


THIS DRAWING IS UNPUBLISHED. RELEASED FOR PUBLICATION
 © COPYRIGHT 19 BY AMP INCORPORATED. ALL RIGHTS RESERVED.

LOC	LIST	REVISIONS				
P	LTR	DESCRIPTION	ECN	DATE	DWN	APVD
C		REDRAWN W/CHANGE	FJ00-1454-98	26.4.69	AY	AY

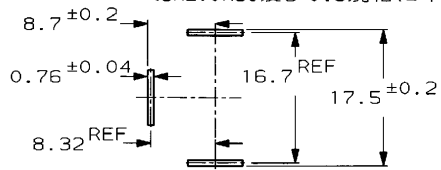
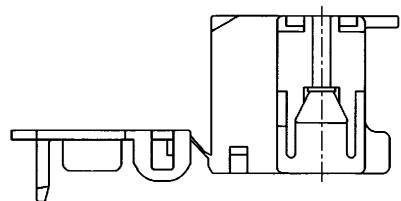


USED WITH PART NUMBER 172795
 型番172795を装着

USED WITH PART NUMBER 172796
 型番172796を装着

1. RECEPTACLES TO BE USED WITH PARTS NUMBER 172795 & 172796
 △ TO BE MATE WITH AMP SEALED BEAM CONN. TAB NO. 79-25183
 (COMPLY WITH SAE, JASO & JIS SPEC.)

1 適用するリセプタクルは型番 172795及び172796
 △ アンパシールドビームコネクタ用タブ番号79-25183と嵌合する
 (SAE, JASO及びJIS規格に準拠)



WITH FEED-THROUGH	COLOR	PARTS NUMBER
通し穴付	BLACK 黒	1-172615-2
	NATURAL 自然色	1-172615-1
— / —	BLACK 黒	172615-2
	NATURAL 自然色	172615-1
TYPE 形状	COLOR 色	PARTS NUMBER 型番

DIMENSIONS	TOLERANCES UNLESS OTHERWISE SPECIFIED
単位: 寸	一般公差
mm	10% ±0.2
	30% ±0.25
	50% ±0.3
	100% ±0.3*

WIRE RANGE 配線電線断面積 T1	INSULATION DIA 被覆外径 T1	AMP 株式会社 Kawasaki, Japan
NAME 品名 3Pos. RECEPTACLE HOUSING POSITIVE LOCK FLAG SEALED BEAM CONNECTOR	PRODUCT SPEC 製品規格 108-5131	APVD 承認者 H. S. [Signature]
APPLY SPEC 取付適用規格 114-5079	SIZE (CAGE CODE) DRAWING NO 番号 A3 00779 ©= 172615	RESTRICTED TO —
MATERIAL 材料 66 NYLON	FINISH 仕上 COLOR, SEE TABLE	SCALE 尺度 2:1

AMP1470-19 REV 10/93
 FJ024691

参考図面