

4

3

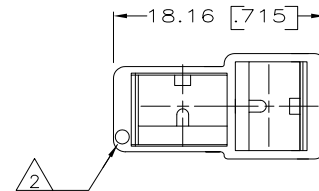
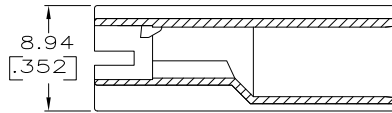
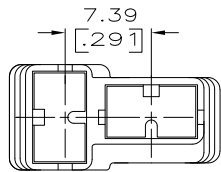
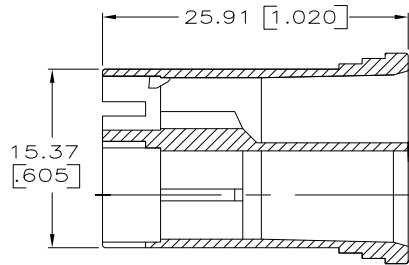
2

1

THIS DRAWING IS UNPUBLISHED. RELEASED FOR PUBLICATION  
 © COPYRIGHT - BY TYCO ELECTRONICS CORPORATION. ALL RIGHTS RESERVED.

LOC	DIST	REVISIONS			
P	LTR	DESCRIPTION	DATE	DWN	APVD
AF	50	G	REVISED PER ECR-06-029276	22MAY07	HMR EH

- 1 DIMENSIONS IN BRACKETS ARE IN INCHES.
- 2 CAVITY ID.
- 3 GLASS REINFORCED, 25% MAX REGRIND



520910-1  
 PART NO.

THIS DRAWING IS A CONTROLLED DOCUMENT.		DWN	JR RUTH	8/19/87	<b>tyco</b> Electronics	Tyco Electronics Corporation Harrisburg, Pa 17105-3608																			
DIMENSIONS: INCHES		CHK	G YETTER	6/19/87		NAME																			
<table border="1"> <tr><td>0</td><td>PLC</td><td>± -</td></tr> <tr><td>1</td><td>PLC</td><td>± -</td></tr> <tr><td>2</td><td>PLC</td><td>± -</td></tr> <tr><td>3</td><td>PLC</td><td>± 0.25 [.010]</td></tr> <tr><td>4</td><td>PLC</td><td>± -</td></tr> <tr><td colspan="2">ANGLES</td><td>± -</td></tr> </table>		0	PLC	± -	1	PLC	± -	2	PLC	± -	3	PLC	± 0.25 [.010]	4	PLC	± -	ANGLES		± -	APVD		R KUZO	8/19/87	PRODUCT SPEC	
0	PLC	± -																							
1	PLC	± -																							
2	PLC	± -																							
3	PLC	± 0.25 [.010]																							
4	PLC	± -																							
ANGLES		± -																							
MATERIAL		APPLICATION SPEC		SIZE		CAGE CODE	DRAWING NO	RESTRICTED TO																	
6/6 NYLON 3		FINISH		BLACK		A3	00779	©-520910																	
		WEIGHT		-		CUSTOMER DRAWING		SCALE																	
						3:1		SHEET																	
						1		OF																	
						1		REV																	
						G																			