

4

3

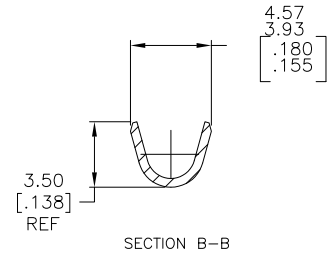
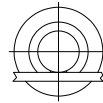
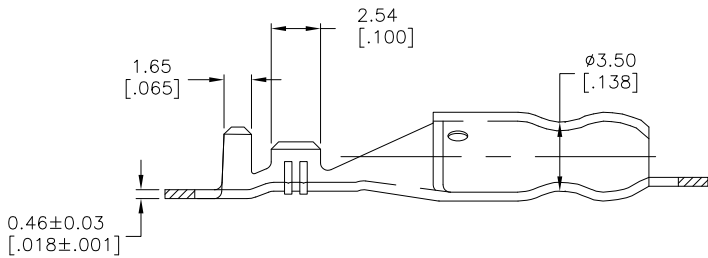
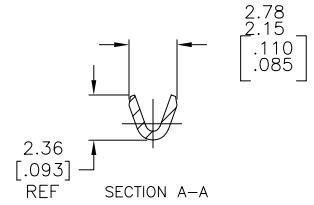
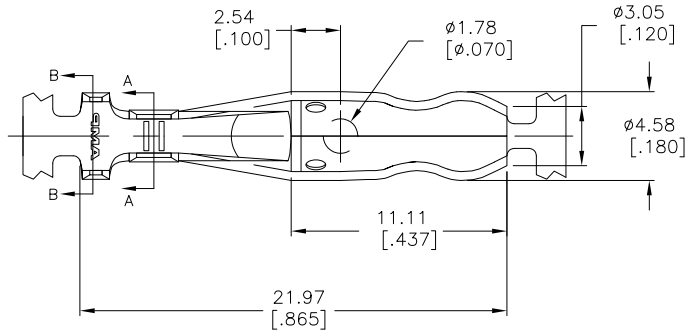
2

1

THIS DRAWING IS UNPUBLISHED. RELEASED FOR PUBLICATION
 © COPYRIGHT - BY TYCO ELECTRONICS CORPORATION. ALL RIGHTS RESERVED.

LOC	DIST	REVISIONS				
P	LTR	DESCRIPTION	DATE	DWN	APVD	
AF	50	A1	ECR-07-026634 (REDRAWN IN AUTOCAD)	07NOV07	HMR	DD

- CONTINUOUS STRIP ON REELS.
- WIRE RANGE: 24-20 AWG
- INSULATION RANGE: 1.47- 2.08 [.058-.082] DIA.



62416-1
PART NO

THIS DRAWING IS A CONTROLLED DOCUMENT.		DWN RAGHAVENDRA 07NOV2007	Tyco Electronics Tyco Electronics Corporation Harrisburg, PA 17105-3608	
DIMENSIONS: mm [INCHES]		CHK D DECKER 07NOV2007	NAME SHUR PLUG, .180 DIA	
TOLERANCES UNLESS OTHERWISE SPECIFIED:		APVD D DECKER 07NOV2007	RESTRICTED TO	
0 PLC ± -		PRODUCT SPEC	SIZE A3 CAGE CODE 00779 DRAWING NO 62416	
1 PLC ± -		APPLICATION SPEC	SCALE 5:1 SHEET 1 OF 1 REV A1	
2 PLC ± 0.38 [.015]		WEIGHT -	CUSTOMER DRAWING	
3 PLC ± -				
4 PLC ± -				
ANGLES ± 1°				
MATERIAL O81 BRASS	FINISH TIN OVER NICKEL			