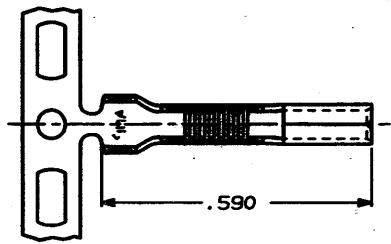
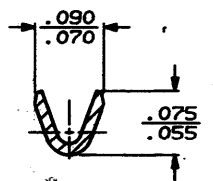
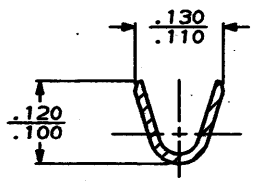
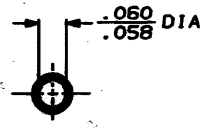
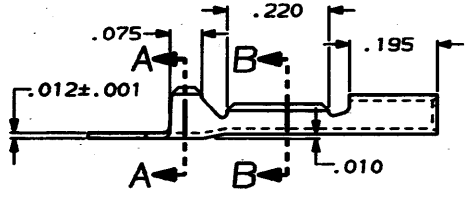


LOC	QTY	ZONE	LTR	DESCRIPTION	DATE	APPD
AF	50			REV AF-5787, RELEASE PER FASR	12/7/88	



1 CONTINUOUS STRIP ON REELS



SECTION A-A  
SCALE 8:1

SECTION B-B  
SCALE 10:1

TYPE	WIDTH	STRIP LENGTH ±.015	TYPE	WIDTH	±.002 HEIGHT	WIRE	INSULATION RANGE	MAGNET WIRE RANGE	PART NO
F	.100	.260	F	.055	.041	22	.040-.060	29-22	63506-1
					.038	24			
					.037	26			
					.035	28			
					.035	29			
INSUL BARREL CRIMP			WIRE BARREL CRIMP				DO NOT SCALE PART. DIMENSIONS IN INCHES UNLESS SPECIFIED. TOLERANCES ON: 3 PLG DEC ± .015 3 WIRE ± .015	DESIGNED BY P. FORTNEY 7/8/88	AMP INCORPORATED Harrisburg, Pa. 17105
							MATERIAL #4 HARD BRASS	DESIGNED BY MS. FEHR 7/8/88	RECEPTACLE, PIN, .062 DIA
							FINISH TIN PL .000080 MIN	APPD BY D. DECKER 7/8/88	SIZE B
								PRODUCT SPEC -	PSCH NO 00779
								APPLICATION SPEC -	DRAWING NO 63506
								NET WT -	SCALE 5:1
									SHEET 1 OF 1

CUSTOMER DRAWING

AMP 1-60-15 REV 3-67