THIS DRAWING IS UNPUBLISHED. RELEASED FOR PUBLICATION .19 .

(C) COPYRIGHT 19 BY AMP INCORPORATED. ALL RIGHTS RESERVED.

LOC	DIST
CM	52

REVISIONS

F	LTR	DESCRIPTION	DATE	DWN	APVD
	C	REV & REDWN PER EC 0L30-0164-97	6-24-97	TB	RS

1. WIRE RANGE: 0.2 - 0.6 MM^2 (24 - 20 AWG)
2. INSULATION RANGE: 1.52 - 2.79
3. TO BE USED IN HOUSING 350342.

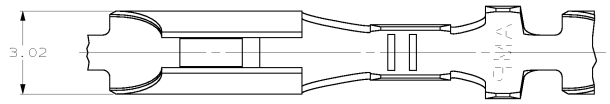

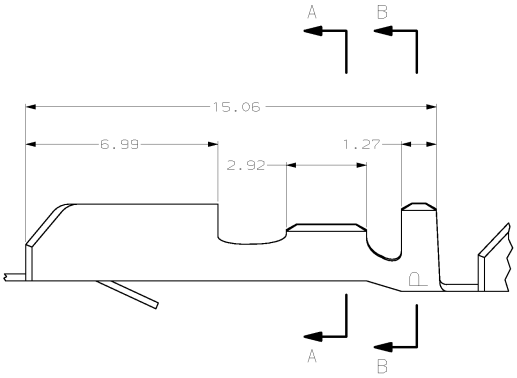

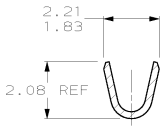

SECTION A-A

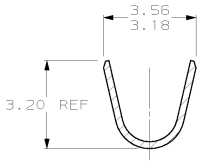

SECTION B-B

350343

350343-1
PART NUMBER

1.83	.072	2.92	.115	6.99	.275	-	-
1.52	.060	2.79	.110	3.56	.140	-	-
1.27	.050	2.36	.093	3.20	.126	-	-
0.25	.010	2.21	.087	3.18	.125	-	-
0.13	.005	2.08	.082	3.02	.119	15.06	.593
MM	IN	MM	IN	MM	IN	MM	IN

CONVERSION TABLE

METRIC

THIS DRAWING IS A CONTROLLED DOCUMENT.

DIMENSIONS: MM

TOLERANCES UNLESS OTHERWISE SPECIFIED:
0 PLC ±-
1 PLC ±-
2 PLC ±0.13
3 PLC ±-
4 PLC ±-
ANGLES ±-

MATERIAL: 0.25 BRASS
FINISH: PRE-TIN

DWN: T. BECK 6-24-97
CHK: R. SWING 6-24-97
APVD: A. BEDDICK 8-22-97
PRODUCT SPEC: 108-1025
APPLICATION SPEC: 114-1008
WEIGHT: -

CUSTOMER DRAWING

AMP Incorporated
Harrisburg, PA 17105-3608

NAME: RECEPTACLE, .093 DIAMETER, 24-20 AWG, .060-.110 INSULATION, P.C. CONTACT

SIZE	CAGE CODE	DRAWING NO	RESTRICTED TO
A2	00779	C-350343	-

SCALE	SHEET	OF	REV
10:1	1	1	C

AMP 1471-9 REV 27JUN96

24-JUN-97 09:02:03 amp22238 /home/amp22238/junk/redraw.093

Downloaded from Elcodis.com electronic components distributor