

4

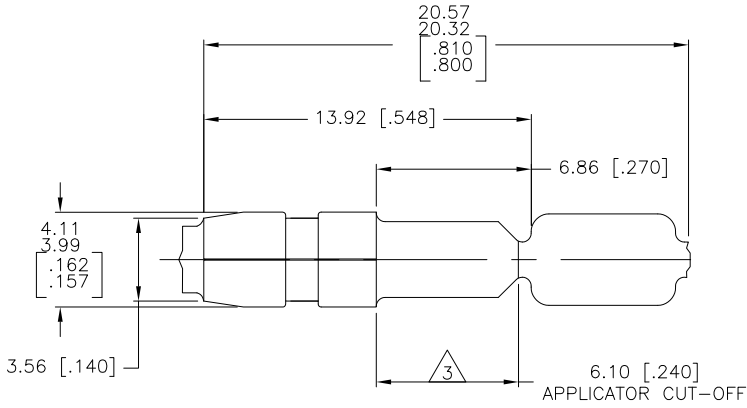
3

2

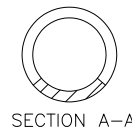
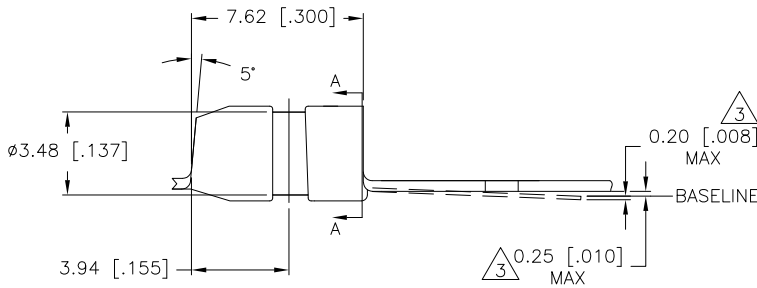
1

THIS DRAWING IS UNPUBLISHED. RELEASED FOR PUBLICATION
 © COPYRIGHT - BY TYCO ELECTRONICS CORPORATION. ALL RIGHTS RESERVED.

LOC	DIST	REVISIONS			
P	LTR	DESCRIPTION	DATE	DWN	APVD
AF	50	H1	REVISED PER ECR-07-012344	05JUN07	HMR DD



- 1 DIMENSIONS IN BRACKETS ARE IN INCHES
- 2 CONTINUOUS STRIP ON REELS
- 3 0.25 [.010] MAX DIM ABOVE BASELINE, 0.20 [.008] MAX DIM BELOW BASELINE, TO BE HELD OVER 6.10 [.240] APPLICATOR CUT-OFF.
- 4 REELED WITH PAPER
- 5 PRELIMINARY NOT FOR PRODUCTION.



4	PRE-TIN	0.46 [.018] BRASS	62829-3
	-	0.46 [.018] NI-SILVER(65-18)	5 62829-2
	PRE-TIN	0.46 [.018] BRASS	62829-1
	FINISH	MATERIAL	PART NO

DIMENSIONS:		TOLERANCES UNLESS OTHERWISE SPECIFIED:		DWN		Tyco Electronics		Tyco Electronics Corporation			
mm	[INCHES]	0 PLC	± -	CHK	05JUN07	NAME	Harrisburg, Pa 17105-3608				
		1 PLC	± -	APVD <td>05JUN07 <td colspan="4">.156 DIA SHUR PLUG</td> </td>	05JUN07 <td colspan="4">.156 DIA SHUR PLUG</td>	.156 DIA SHUR PLUG					
		2 PLC	± -	PRODUCT SPEC							
		3 PLC	± 0.38[.015]	APPLICATION SPEC							
		4 PLC	± -	WEIGHT							
		ANGLES	± -	FINISH							
MATERIAL		SEE TABLE		SIZE		CAGE CODE		DRAWING NO		RESTRICTED TO	
SEE TABLE		SEE TABLE		A3		00779		62829		-	
CUSTOMER DRAWING				SCALE		SHEET		OF		REV	
				6:1		1		1		H1	