

4

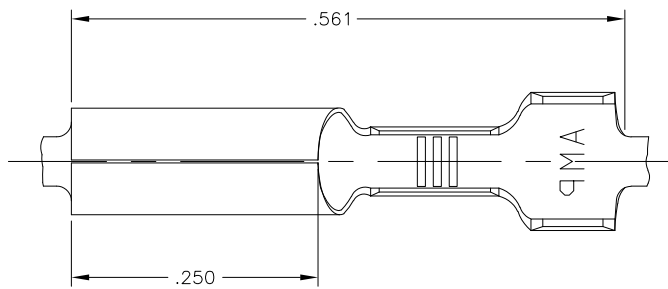
3

2

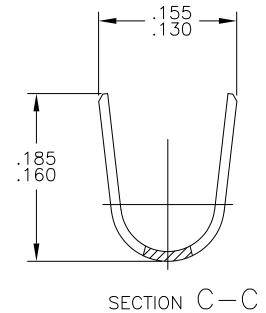
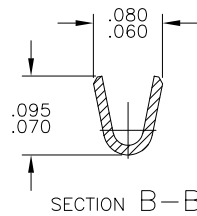
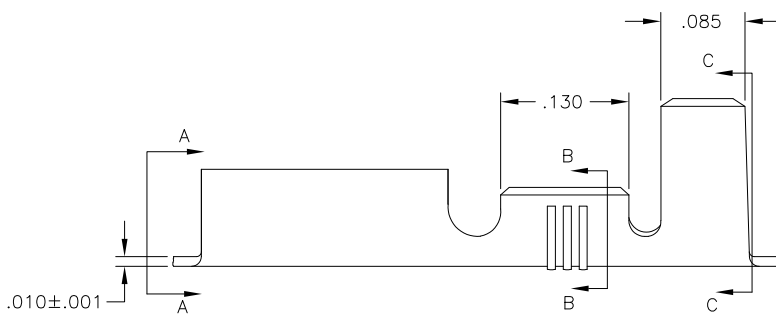
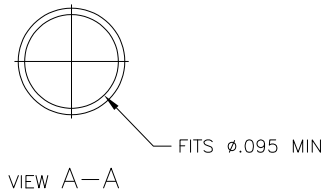
1

THIS DRAWING IS UNPUBLISHED. RELEASED FOR PUBLICATION
 © COPYRIGHT - BY TYCO ELECTRONICS CORPORATION. ALL INTERNATIONAL RIGHTS RESERVED.

LOC	DIST	REVISIONS				
P	LTR	DESCRIPTION	DATE	DWN	APVD	
AF	50	B1	REDRAWN PER ECR-08-032847	09FEB09	HMR	JR



- 1 MAX. OUT OF ROUND CONDITION TO BE .008 T.I.R
- 2 WIRE RANGE: #24 - #20
INSULATION RANGE: .090 - .130



OBSOLETE	TIN	60469-2
	NONE	60469-1
	FINISH	PART NO.

THIS DRAWING IS A CONTROLLED DOCUMENT.		DWN	09FEB09	Tyco Electronics		Tyco Electronics Corporation Harrisburg, PA 17105-3608	
DIMENSIONS: INCHES		CHK	09FEB09	NAME		PIN RECEPTACLE	
TOLERANCES UNLESS OTHERWISE SPECIFIED:		APVD	09FEB09	SIZE		CAGE CODE	DRAWING NO
0 PLC ± -		RAGHAVENDRA		A3		00779	60469
1 PLC ± -		JEFF RUTH		RESTRICTED TO		-	
2 PLC ± -		DON DECKER		CUSTOMER DRAWING		SCALE	10:1
3 PLC ± .015		-		SHEET		1	OF 1
4 PLC ± -		-		REV		B1	
ANGLES ± 1° 0'		-		MATERIAL		BRASS	
FINISH		SEE TABLE		-		-	