

4

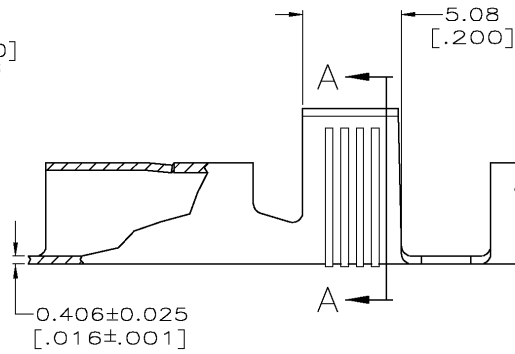
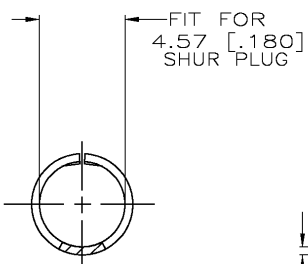
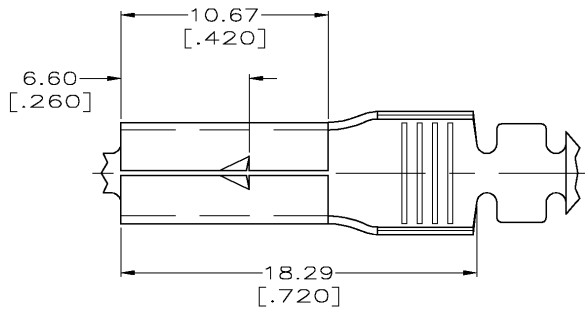
3

2

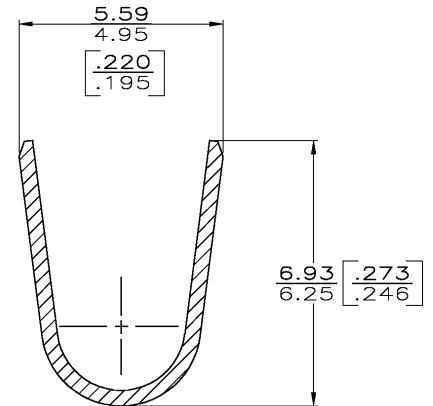
1

THIS DRAWING IS UNPUBLISHED. RELEASED FOR PUBLICATION
 © COPYRIGHT - BY TYCO ELECTRONICS CORPORATION. ALL RIGHTS RESERVED.

LOC	DIST	REVISIONS				
P	LTR	DESCRIPTION	DATE	DWN	APVD	
	C	REVISED PER OG3A-0679-03	28OCT03	JR	GY	



- 1 CONTINUOUS STRIP ON REEL.
- 2 0.002032 [.000080] MIN TIN PLATE
- 3 0.00381 [.000150] MIN NICKEL PLATE
- 4 PRELIMINARY - NOT FOR PRODUCTION



SECTION A-A
SCALE 10:1

12-8 AWG	3	4	1217070-2
12-8 AWG	2		1217070-1
WIRE RANGE	FINISH	PART NUMBER	

THIS DRAWING IS A CONTROLLED DOCUMENT.		DWN PHILLIP M. FORTNEY 23/FEB/98	Tyco Electronics Corporation Harrisburg, PA 17105	
DIMENSIONS: MM		CHK JEFF R RUTH 23/FEB/98	RECEPTACLE, SHUR PLUG, 4.57 [.180] DIA	
TOLERANCES UNLESS OTHERWISE SPECIFIED:		APVD GARY YETTER 23/FEB/98	NAME	
0 PLC ± -	1 PLC ± -	PRODUCT SPEC	SIZE CAGE CODE DRAWING NO	
2 PLC ± 0.25 [.010]	3 PLC ± -	APPLICATION SPEC	RESTRICTED TO	
4 PLC ± -	ANGLES ± -	114-2017	A3 00779 C-1217070	
MATERIAL 4M BRASS	FINISH SEE TABLE	WEIGHT	CUSTOMER DRAWING	
			SCALE 5:1	SHEET 1 OF 1 REV C

AMP 1470-19 REV 31MAR2000

H:\dmtecm\mod\