

4

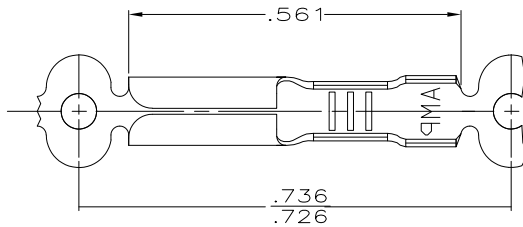
3

2

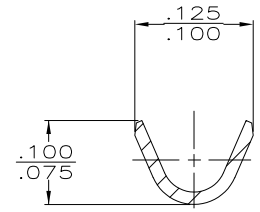
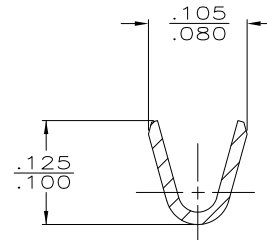
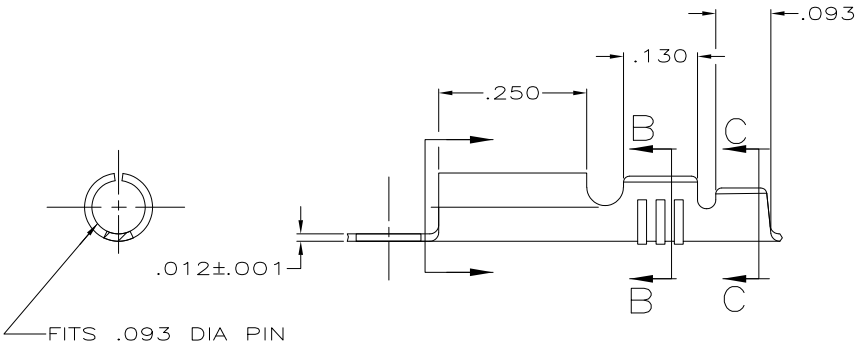
1

THIS DRAWING IS UNPUBLISHED. RELEASED FOR PUBLICATION  
 © COPYRIGHT - BY TYCO ELECTRONICS CORPORATION. ALL INTERNATIONAL RIGHTS RESERVED.

LOC	DIST	REVISIONS				
P	LTR	DESCRIPTION	DATE	DWN	APVD	
AF	50	L1	REVISED PER ECR-09-022790	200CT09	HMR DD	



- 1 CONTINUOUS STRIP ON REELS.
- 2 WIRE SIZE IS #24-18 AWG
- 3 INSULATION RANGE IS .045-.085 DIA.
- △ 5 WITH INTERLEAVING PAPER



SECTION B-B  
SCALE 10:1

SECTION C-C  
SCALE 10:1

.000080 MIN TIN PLATE	H04 BRASS	△ 5	42827-5
-	1/4 HD SST		42827-4
.000080 MIN TIN PLATE	H04 BRASS		42827-2
FINISH	MATERIAL	PART NO	

THIS DRAWING IS A CONTROLLED DOCUMENT.		DWN P FORTNEY 4/18/91	Tyco Electronics Corporation Harrisburg, PA 17105-3608	
DIMENSIONS: INCHES		CHK JR RUTH 4/18/91	NAME RECEPTACLE, PIN, .093 DIA	
TOLERANCES UNLESS OTHERWISE SPECIFIED:		APVD G YETTER 4/29/91	RESTRICTED TO	
0 PLC ± -	1 PLC ± -	PRODUCT SPEC	SIZE A3	CAGE CODE 00779
2 PLC ± -	3 PLC ± .015	APPLICATION SPEC	DRAWING NO C-42827	DRAWING NO
4 PLC ± -	ANGLES ± -	WEIGHT	SCALE 6:1	SHEET 1 OF 1
MATERIAL SEE TABLE	FINISH SEE TABLE	CUSTOMER DRAWING	REV L1	