

4

3

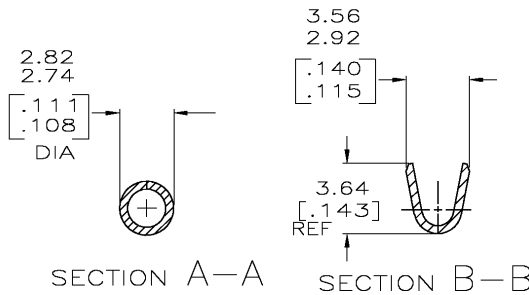
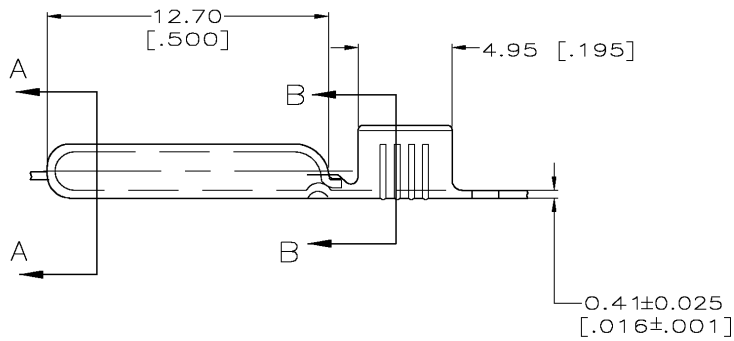
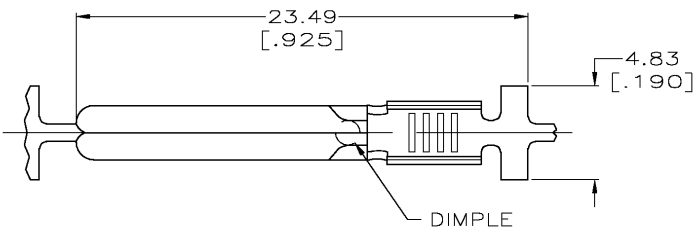
2

1

THIS DRAWING IS UNPUBLISHED. RELEASED FOR PUBLICATION
 © COPYRIGHT - BY TYCO ELECTRONICS CORPORATION. ALL RIGHTS RESERVED.

LOC	DIST	REVISIONS				
P	LTR	DESCRIPTION	DATE	DWN	APVD	
AF	50	K	REVISED PER OG3A-0319-04	28APR04	JR DD	

- 1 CONTINUOUS STRIP ON REELS
- 2 WIRE SIZE IS [#18-#14] AWG.
- △3 0.00076 [.000030] MIN GOLD OVER 0.00127 [.000050] MIN NICKEL
- △4 PRELIMINARY - NOT FOR PRODUCTION.



	△3	△4	61013-4
	0.00508 [.000200] MIN SILVER	△4	61013-3
	PRE-TIN		61013-2
OBSOLETE	NONE		61013-1
	FINISH		PART NO.

THIS DRAWING IS A CONTROLLED DOCUMENT.		DWN JR RUTH 07NOV00	tyco Electronics	Tyco Electronics Corporation Harrisburg, PA 17105-3608	
DIMENSIONS: MM		CHK MS FEHER 07NOV00		NAME	.109 DIA PIN
TOLERANCES UNLESS OTHERWISE SPECIFIED:		APVD D DECKER 07NOV00	PRODUCT SPEC	-	
0 PLC ± -		APPLICATION SPEC	SIZE	CAGE CODE	DRAWING NO
1 PLC ± -		WEIGHT	A3	00779	C-61013
2 PLC ± 0.38 [.015]			RESTRICTED TO		
3 PLC ± -			-		
4 PLC ± -			-		
4 ANGLES ± -			-		
MATERIAL TEMP 1 BRASS	FINISH SEE TABLE	CUSTOMER DRAWING	SCALE	SHEET	REV
			5:1	1 OF 1	K