

# FFKDS/V-3,81

Order No.: 1789647




<http://eshop.phoenixcontact.de/phoenix/treeViewClick.do?UID=1789647>

PC terminal block, Nominal current: 12 A, Nom. voltage: 160 V, Pitch: 3.81 mm, Number of positions: 1, Type of connection: Spring-cage conn., Assembly: Soldering, Conductor/PCB connection direction: 90 °, Color: green, The article can be aligned to create different nos. of positions!

Commercial data	
EAN	4017918044114
Pack	100 pcs.
Customs tariff	85369010
Weight/Piece	0.000942 KG
Catalog page information	Page 115 (CC-2009)

**Product notes**

WEEE/RoHS-compliant since: 01/01/2003



<http://www.download.phoenixcontact.com>  
 Please note that the data given here has been taken from the online catalog. For comprehensive information and data, please refer to the user documentation. The General Terms and Conditions of Use apply to Internet downloads.

Technical data	
<b>Dimensions / positions</b>	
Length	12.7 mm
Pitch	3.81 mm
Number of positions	1

---

Pin dimensions	0,5 x 1 mm
Hole diameter	1.3 mm

**Technical data**

Insulating material group	I
Rated surge voltage (III/3)	2.5 kV
Rated surge voltage (III/2)	2.5 kV
Rated surge voltage (II/2)	2.5 kV
Rated voltage (III/2)	160 V
Rated voltage (II/2)	320 V
Connection in acc. with standard	EN-VDE
Nominal current $I_N$	12 A
Nominal voltage $U_N$	160 V
Nominal cross section	1 mm <sup>2</sup>
Maximum load current	6 A (with 1 mm <sup>2</sup> conductor cross section)
Insulating material	PA
Inflammability class acc. to UL 94	V0
Stripping length	10 mm

**Connection data**

Conductor cross section solid min.	0.14 mm <sup>2</sup>
Conductor cross section solid max.	1 mm <sup>2</sup>
Conductor cross section stranded min.	0.14 mm <sup>2</sup>
Conductor cross section stranded max.	1 mm <sup>2</sup>
Conductor cross section stranded, with ferrule without plastic sleeve min.	0.25 mm <sup>2</sup>
Conductor cross section stranded, with ferrule without plastic sleeve max.	0.34 mm <sup>2</sup>
Conductor cross section stranded, with ferrule with plastic sleeve min.	0.25 mm <sup>2</sup>
Conductor cross section stranded, with ferrule with plastic sleeve max.	0.34 mm <sup>2</sup>
Conductor cross section AWG/kcmil min.	26
Conductor cross section AWG/kcmil max	18

**Certificates / Approvals**



Certification CCA, CSA, CUL, GOST, KEMA, UL

**CSA**

Nominal voltage $U_N$	150 V
Nominal current $I_N$	10 A
AWG/kcmil	26-18

**CUL**

Nominal voltage $U_N$	300 V
Nominal current $I_N$	6 A
AWG/kcmil	26-16

**UL**

Nominal voltage $U_N$	300 V
Nominal current $I_N$	6 A
AWG/kcmil	26-16

**Accessories**

Item	Designation	Description
------	-------------	-------------

**Marking**

0804109	SK 3,81/2,8:FORTL.ZAHLEN	Marker card, printed horizontally, self-adhesive, 10-section marker strip, 14 identical decades marked 1-10, 11-20 etc. up to 91-(99)100, sufficient for 140 terminal blocks
---------	--------------------------	--

**Additional products**

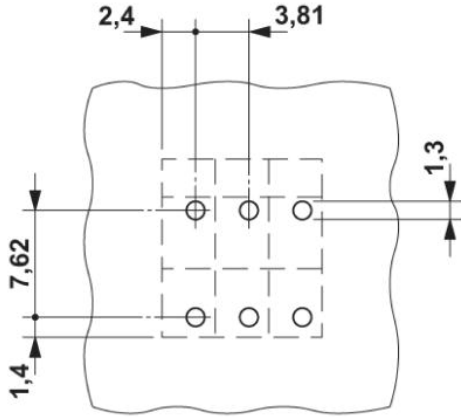
Item	Designation	Description
------	-------------	-------------

**General**

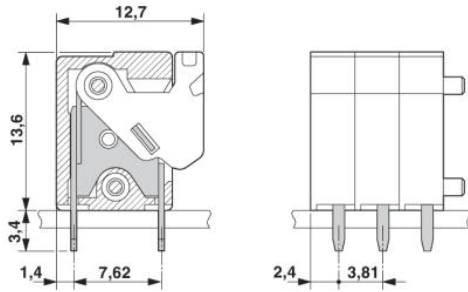
1789621	FFKDSA1/V-6,35	PC terminal block, Nominal current: 12 A, Nom. voltage: 160 V, Pitch: 3.81 mm, Number of positions: 1, Type of connection: Spring-cage conn., Assembly: Soldering, Conductor/PCB connection direction: 90 °, Color: green, The article can be aligned to create different nos. of positions!
---------	----------------	--

## Diagrams/Drawings

Drilling plan/solder pad geometry



Dimensioned drawing



**Address**

PHOENIX CONTACT Inc., USA  
586 Fulling Mill Road  
Middletown, PA 17057, USA  
Phone (800) 888-7388  
Fax (717) 944-1625  
<http://www.phoenixcon.com>



© 2010 Phoenix Contact  
Technical modifications reserved;